

# SERIES 6 TTV.



6190 TTV - 6210 TTV - 6230 TTV - 6230 TTV HD



# THE NEW SERIES 6 TTV.

Ready to win every challenge.

6190 TTV  
192 hp max. power



Four new models enriching DEUTZ-FAHR 6 Series TTV family. The new high power models of the 6 TTV series offer more operator comfort, better fuel efficiency and lower maintenance costs.

Boasting an exclusive, elegant design, these new tractors - now with maximum power outputs from 192 to 230 hp - are the perfect expression of German engineering, combining impeccable build quality and outstanding reliability thanks to superior technological solutions.

Complementing these already impressive traits are the MaxiVision 2 cab, featuring intuitive controls and the ergonomically designed multifunction armrest.

6230 TTV  
230 hp max. power



Sophisticated powertrain technology and innovative axles and brakes guarantee superior driver comfort and safety. Of course all these machines are also available with the latest precision farming solutions. In addition, also for the new 6 series is available the 60 kph option (6210/6230) as well as the new engine brake<sup>PLUS</sup> with E-Visco activation for an increase in wear free brake energy absorption.

Featuring Deutz TCD 6.1 engines mated with the all-new and highly efficient TTV transmissions, the tractors deliver superlative performance in all conditions, increased draft capacity and even better global efficiency, whether driving at 60 kph high speed on public roads or working in the field.

**6210 TTV**  
216 hp max. power



**6230 TTV HD**  
230 hp max. power



# MADE IN GERMANY

A wide-angle photograph of a modern tractor assembly plant. In the foreground, a worker in a black and green safety jacket is kneeling on the dark floor, working on the engine compartment of a green tractor chassis. The tractor is mounted on a production line. In the background, other tractor units are visible on the line, and the factory's high ceiling with industrial lighting and structural beams is prominent.

## A PRODUCTION PLANT FOR THE TRACTORS OF THE FUTURE.

DEUTZ-FAHR LAND (Lauingen), the most modern tractor plant in Europe.

---

DEUTZ-FAHR LAND. This is the name of Europe's most modern tractor factory, inaugurated in Lauingen in 2017. Alongside the brand's other tractors, with outputs from 120 to 340 hp and destined for markets all over the world, this is also where the new family members of Series 6 TTV are built. A tractor conceived to offer the best possible answer for the challenges of modern agriculture and to take even the most difficult and diverse working conditions in its stride without compromise.

The models of Series 6 TTV set out with the clear intent to be the undisputed leaders in their class, offering unprecedented levels of productivity and reliability. Equipped with high-quality components, innovative mechatronics and the brand new TTV transmission, the new Series 6 TTV tractors are exceptionally efficient both in the field and on the road.

# ANY.



📍 The DEUTZ-FAHR LAND and DEUTZ-FAHR ARENA in Lauingen, Germany.



📈 We set new standards in production quality.

## DEUTZ-FAHR SERVICE.

Not just close, but also fast.

- High quality requirements
- Original spare parts in premium quality
- Fast and efficient spare parts service
- On-time deliveries – worldwide
- Varied product range
- Excellent price-performance ratio
- Remote support for fastest service



The tractors of the new Series 6 TTV are tireless work machines conceived to put the potential of Agriculture 4.0 to the most productive use possible.

---



# PRODUCTIVITY.





## Highlights

- Remarkably smooth acceleration and quick response behaviour
- High mechanical power share for highest efficiency and longest lift span of the components
- Extended transmission oil replacement intervals for less maintenance cost (2000 hours or 2 years).
- Less moving parts, less friction and less power losses for an impressive overall fuel efficiency



↑ PowerShuttle with Sense Clutch and five adjustment levels.



↑ Ergonomic MaxCom joystick with lift buttons, engine and transmission control, headland management button and two proportional hydraulic valve control units.





# TRANSMISSION.


Extraordinary transmission efficiency, for minimised fuel consumption and maximised productivity.

Sharing the same basic layout, the new TTV transmissions set new benchmarks in this class for efficiency and reliability. The stepped planetary gearbox, in combination with the two range clutches and the hydrostats allows not only to split the power flow but also to combine it again. The shift from drive ratio one to drive ratio two is carried out in a fraction of a second and is unnoticed by the operator. Thanks to the perfect concert of the two high pressure hydrostatic units in combination with the stepped planetary gearbox, the TTV transmission delivers uniform and seamlessly smooth power in all conditions without jolting and stands for high efficiency, low fuel consumption and extreme tractive power. Assembled at the DEUTZ-FAHR LAND plant in Lauingen, Germany, this powertrain combines superlative mechanical strength with weight-saving solutions used for moving parts in particular, which minimise inertia and allow the unit to attain extremely high levels of efficiency. All of this translates to a substantial increase in the torque effectively transmissible to the wheels, and a distinct improvement in draft capacity over previous models.

Another advantage of the new TTV transmissions is the ability to travel at high road transport speeds while the engine running at low speeds: a speed of 60 kph is achieved with the engine running at less than 1.800 rpm, while 50 kph and 40 kph are attainable at engine speeds below 1.500 and 1.200 rpm respectively. All versions come as standard with the PowerZero function and the proven PowerShuttle hydraulic reverse shuttle, with 5 predefined responsiveness levels selectable by the user for the best results in any situation.



Independent hand throttle and electrohydraulic activation of differential lock, four-wheel drive and ASM function.



New TTV transmission with rear axle.

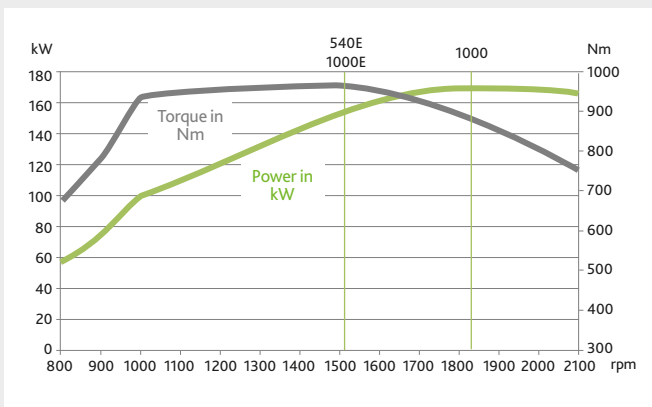
# ENGINE.

## Impressive performance with minimal maintenance.

The new Series 6 TTV is powered by latest generation 6-cylinder 6057 cm<sup>3</sup> Deutz TCD engines with 1600 bar electronically controlled common rail injection, turbocharger with wastegate and air intercooler. This formidable powerplant produces between 821 Nm of peak torque on the 6190 TTV and 970 Nm on the 6230 TTV and 6230 TTV HD. Boasting generous torque curves, Deutz TCD 6.1 Stage V engines also deliver mighty performance at the lower end of the rev range. With almost all the maximum torque available already on tap at just 1000 rpm, these tractors can tackle the majority of tasks at low engine speeds. This leads to significant advantages in terms of fuel economy and ensures in combination with the 420l or 505l (on 6230 TTV HD) fuel tank longest working days. State of the art mechanical production processes allow these engines to be constructed with extremely precise tolerances. This equates to a significant reduction in internal friction, which not

only improves efficiency and performance but also allows for longer service intervals. As a result, the tractors of the new Series 6 TTV have an engine oil change interval of 1000 operating hours (or 2 years).

Reducing emissions was also a top priority in the development of these engines. The suite of solutions adopted for both the engine and the exhaust after-treatment system (EAT) to attain compliance with stringent Stage V regulations have been optimised to reduce fuel consumption and operating costs. By implementing a combined aftertreatment system with maintenance-free DOC diesel oxidation catalyst, a passive diesel particulate filter (which does not need special regeneration cycles performed by injecting additional fuel into the exhaust) and a latest generation SCR catalytic converter, both AdBlue and fuel consumption have been minimised.



Low engine speed concept with optimised power and torque curves. (6230 TTV and 6230 TTV HD - 230 hp engine curve shown in graph).



Aluminium cooling system of 6210 TTV, 6230 TTV and 6230 TTV HD with one-hand access lever and Powercore air filter.



Aluminium cooling system of 6190 TTV with one-hand access lever and Powercore air filter.



Pedal layout with Engine brake<sup>PLUS</sup> (Pedal between clutch and brake pedals).



↑ Extremely compact and structurally strong Deutz engine, allowing for a sleeker front cowl and improved forward visibility.



↑ Electronic viscstatic fan (eVisco) with suction hose for the air filter pre-cleaning system (removes 95% of coarse particles before they can reach filters).

# HYDRAULIC SYSTEM AND PTO.

## Impressive capacity and performance.

The new tractors of Series 6 TTV offer a choice of outstanding hydraulic system configurations. To reduce power wastage in low demand applications, Series 6 TTV tractors are equipped as standard with a Load Sensing main hydraulic circuit. Depending on the model, the maximum capacity of the main pump ranges from 120 to 160 l/min, while the 6230 TTV HD is also available with a 210 l/min pump. The "Clean Oil System", which uses a separate hydraulic circuit next to the transmission, is capable of delivering an impressive 60 litres of oil (or 90 litres on the 6230 TTV HD) to implements. Enough for every implement.

All the distributors are electronically operated and proportionally controllable. The optional Power Beyond is also available with flat face couplers. The tractors are equipable with up to five hydraulic distributors at the rear and two at the front (in addition to the front lift distributor, if installed).

The rear lift boasts a maximum lifting capacity of up to 10.000 kg, while all 4 models of the Series 6 TTV are also available with a 5.450 kg capacity front lift with position control, featuring also an ISOBUS interface for connecting compatible implements simply and quickly.

The rear PTO offers 540 ECO, 1000 and 1000 ECO speed modes as well as a neutral position, for easiest connection of the rear implement. The front PTO is available as 1000 or 1000 ECO variant and can optionally ordered with the DualSpeed option, where the PTO speed can be changed in the InfoCentr<sup>PRO</sup> from inside the cab. The impressive low-rev performance of the engine means that ECO PTO modes can be used effectively for many tasks, significantly reducing both fuel consumption and noise.



↑ The "Clean Oil System" delivers up to 90 litres of oil to the implements and ensures lowest maintenance cost thanks to 2000 h or 2 years change intervals.



↑ The DualSpeed front PTO offers a splined stub shaft which is removable, allowing the tractor to be connected to implements with drive shafts of any type.



⬆ Power Beyond with flat face couplers for a clean connection.



⬆ Rear linkage in transport position for no interference with drawbars while cornering.



## Highlights

---

- Driver seat capable of swivelling of up to 23°
- iLock antitheft system to prevent unintentional use
- DAB+ audio system with Bluetooth and hands-free function
- Smartphone mount and USB charger ports
- Tablet/external display rail with RAM socket

# MAXIVISION 2.

The comfortable and functional cab makes every working day relaxing.

---

On board of the new Series 6 TTV, exquisite operator comfort is guaranteed even in the toughest working conditions. Underlining just how much the new Series 6 TTV has in common with the higher power models in the range, these tractors feature the same MaxiVision 2 cab with optional pneumatic suspension already equipping the models of the DEUTZ-FAHR 7, 8 and 9 Series. Premium, high quality materials and the spacious interior of the cab ensure a comfortable work environment. The ergonomically designed and rationally laid-out controls present all the information the operator needs immediately and intuitively, making the tractor even easier and safer to drive. The cab is physically separated from the engine

bonnet to minimise the heat, vibration and noise transmitted to the interior of the cab itself. A rear panel in acoustically insulating glass also contributes to minimising noise in the cab, with peak noise levels of just 69 dB(A) at maximum engine speed.

The MaxView windscreen, together with the generously sized side windows and rear pane and the tapering design of the bonnet, ensure clear and unobstructed all-round visibility to give the driver a commanding view of the entire area the tractor is working in. Potent LED lights improve exterior visibility in low light conditions, while consuming considerably less energy than conventional lighting solutions.



↑ New steering wheel.



↑ New adjustable air outlets and the battery switch conveniently placed on the left steering column.

The new colour scheme of the InfoCenter<sup>PRO</sup> with state of the art display technology shows all information clearly in every situation, while the MMI puts all the settings of the tractor at the fingertips of the operator.

The openable roof hatch is available in a choice of three versions: with an opaque shade screen, in a high visibility version with lowE coating, or in high density, clear polycarbonate. The polycarbonate variant also serves as an internationally certified FOPS (Falling Object Protective Structure).



↑ Radio, AC and lights control interfaces as well as sliding monitor mount.

# LED LIGHTS.

The new Series 6 TTV is available with full LED lighting pack – turning even the darkest night into day.

A new LED lighting pack ensures outstanding visibility. For greater practicality and striking appearance, the upper LED light stripe in the bonnet switches on automatically when the engine is started. This is lighting the area ahead of the tractor and therefore improves safety on the farm. In addition when driving on the road, a complete driving light pack is available which offers dual LED headlamps and includes also LED turn indicators, LED brake lights and LED rear lights.

The potent lighting pack is available with up to 23 LED single light units producing clear, intense illumination. In the most comprehensive configuration, the pack adds an incredible 50.000 lumens of lighting power! All the lighting controls are organised rationally on the right hand side of the cabin on a dedicated panel. The tractors also have a practical "Coming Home" function. It is activated simply by pulling the high beam lever once. It allows the driver to safely leave the tractor in the dark. The lights then switch off automatically after a set time.



Complete LED packs available for both work lights and road lights.



Illuminated push buttons for external control of the rear lift, the PTO and a spool valve.



360-degree illumination for uninterrupted work at night.



# SUSPENSION AND BRAKES.

An innovative pack for unparalleled comfort and safety.

An innovative suspended front axle, pneumatic air suspension for the cabin and potent brakes ensure complete comfort and safety at road speeds of up to 60 kph.

On the 6190 TTV the front axle with a robust lower swing arm is installed. The higher horse power models 6210 – 6230 TTV HD are equipped with a version with upper arm. Both front axle suspensions are based on a double cylinder concept and are adjustable in three levels in the InfoCentre<sup>PRO</sup>.

Especially for road transport use, the new Series 6 TTV may be ordered as a 60 kph version (available on 6210 TTV, 6230 TTV and 6230 TTV HD). Superior braking performance in every situation are guaranteed by the proven dry disc brakes on the front axle which are mandatory for the 60 kph versions. The 6190 TTV can be ordered optionally with oil-immersed disc brakes in the front.

The new Series 6 TTV models are also available with the intelligent "Dual Mode" hydraulic trailer braking system. Those allowing the tractor to be connected to both trailers certified compliant with the

recent Mother Regulation and earlier trailers. These braking systems automatically recognise the type of trailer connected and adapt braking performance accordingly.

For even greater safety and comfort, the optional pneumatic trailer braking system includes the new aTBM function (advanced Trailer Brake Management), which not only reduces the trailer brake response time and optimises the trailer braking behaviour but also provides the driver with feedback relative to the state of the trailer brakes. The system significantly improves safety in downhill driving, on slippery or wet road surfaces and during harsh braking manoeuvres.



↑ Air spring elements of the comfortable air suspension of the cab.



↑ Front axle of 6190 TTV with a robust lower swing arm.



↑ Highest driving comfort and best braking performance even at 60 kph thanks to aTBM.



# WARRIOR EDITION.

Limited editions for owners who demand nothing less than the best.

---

## Highlights\*

- Warrior comfort seat
- DEUTZ-FAHR floor mat
- Stainless steel exhaust cover
- Warrior decal and silver chrome clasp on bonnet
- LED light package
- Illuminated external controls
- Automatic air conditioning
- Rear lower soundproof glass
- Warrior colours: green, java green, matt green, black or matt black.

\*Available equipment depends on the market.

Matt black

Black

Matt green

Java green

Green

Along with the brand trademark colour green, the 6 Series TTV Warrior can also be ordered in java green, matt green, black and matt black.



Warrior versions feature a host of more upscale components as standard to underscore the exclusive character of this trim variant.

For owners who like to stand out from the crowd, DEUTZ-FAHR offers the coveted Warrior equipment variant for the new Series 6 TTV models. The latest Warrior models are available in 5 colours. Take advantage of the special Warrior LED lighting pack and enjoy the luxury of the comfortable Warrior seat, the automatic climate control system and the audio system with DAB. With taking the

choice of a Warrior Edition the new Series 6 TTV makes a bold impression and stands out unmistakably from the crowd.

# SDF SMART FARMING SOLUTIONS.





The new tractors of the Series 6 TTV can be equipped with various products and services to simplify work and increase productivity.

---



## **AGRICULTURE 4.0: FULLY CONNECTED**

The tractors of the new Series 6 TTV offer class-beating technology, letting you get on with your work with even more intelligent solutions.

---



## Highlights

- iMonitor3 as centralised interface for managing a number of different applications for guidance, data management, ISOBUS and additional optional features like XTEND or Auto-Turn
- SDF Guidance with the new SR20 GNSS receiver for superior precision
- Wide number of ISOBUS functions like automatic Section Control with up to 200 sections or TIM
- SDF Data Management for reliable data exchange with e.g. agrirouter
- SDF Fleet Management for total remote control of machine data



↑ XTEND function, control of implements with ISOBUS UT via tablet while being outside of the cabin.



↑ SDF Guidance: plenty of features like Auto-Turn for highest convenience.



↑ Headland management with Auto-Turn and ComfortTip relieves the operator in demanding situations.

The tractors of the new Series 6 TTV offer class-beating technology, letting you get on with your work with even more intelligent solutions. Automated guidance systems maximize operator comfort. The Series 6 TTV tractors may be equipped as an option with the most advanced and sophisticated auto-guidance and telemetry systems. Centimetre precision avoids wasteful overlapping, saving fuel, reducing component wear and minimizing usage of the tools necessary for production. The connectivity solutions offered by DEUTZ-FAHR make interaction between the office and machinery even simpler. The new SDF Fleet Management application puts the user in total control of

the new Series 6 TTV models. The application lets the owner keep track of the position of the tractor in real time, wherever it is. SDF Fleet Management can also be used as an effective tool for planning maintenance, by making use of its notification functions, and for acquiring data relative to performance and fuel consumption. With the SDF Fleet Management application, dealers can always assist drivers in case of any upcoming issues that may occur. This reduces downtime and increases operation reliability of customer's machine.



# iMONITOR3.

An innovative terminal putting the driver in total control of the machine.

The iMonitor3 is the central control element and comes along with updated graphics for a new user experience that is now even more simple and intuitive to use. A choice of 8" or 12" monitor sizes is available; the latter of which is the largest terminal size available on any tractor on the market today. It allows the driver to manage all the most important functions of the machine, such as tractor settings, guidance, ISOBUS implement control and data management.

You can split the screen into different fields to display dedicated functions, while an effective anti-glare coating ensures that all of the information is clearly visible. State of the art touch screen operation and the optional external MMI control makes it even more comfortable. Intuitive and immediate usability are crucial given

the large number of functions controllable from the terminal: and everything is accessible from a single controller interface situated ergonomically on the armrest. Support functions such as quick guides and icon tooltips, combined with a clear menu structure ensure simple, intuitive use. And if the operator still has any doubts on the functions of the interface, these can be resolved quickly by using the remote support function. iMonitor3 is a highly practical interface connecting the driver, tractor, implement and office. Besides a huge number of features available already as standard, it is even possible to unlock further functions and by this increase also level of usability – such as the XTEND function which allows screens to be extended wirelessly onto external tablets.



Modern auto-guidance systems not only improve productivity by reducing driver stress, they also offer significant time savings by ensuring greater precision during work in the field. The SDF Guidance application allow to work comfortable and always at highest precision.

**SR20**

SR20 is a new GNSS auto-steering receiver designed for highest accuracy and performances in field. It is capable for the reception of all important satellite systems (GPS, GLONASS, GALILIEO, QZSS and Beidou) to achieve reliable satellite tracking for consistent accuracy during all conditions. As the hardware contains as standard a 3-axis gyroscope for detecting smallest movements, its accuracy level can easily be upgraded e.g. from DGPS corrections like Egnos to RTK.

## ISOBUS.

---


Electronics increase the safety, precision and efficiency of agricultural machinery. With ISOBUS, the operator can now control all compatible implements from a single monitor (UT). The iMonitor3 can be used as a central controller for all ISOBUS applications and for managing a wide variety of operations. Many functions are available without activating a license: such as assigning AUX (AUX-N) functions, automatic switching of up to 200 sections (TC-SC) and processing application maps (TC-GEO).

## TRACTOR IMPLEMENT MANAGEMENT (TIM).


---

DEUTZ-FAHR was the first tractor producer on the market to receive the TIM certification. This allows a bi-directional communication between tractor and implement. As a result the implement itself can automatically control a number of tractor functions, allowing it to control ground speed and manage hydraulic distributors, the lift and the PTO. The TIM function is yet another key element for even greater efficiency, less fatigue and improved productivity.




 SDF Guidance assists drivers: all day long, in each condition, with reliable high accuracy.




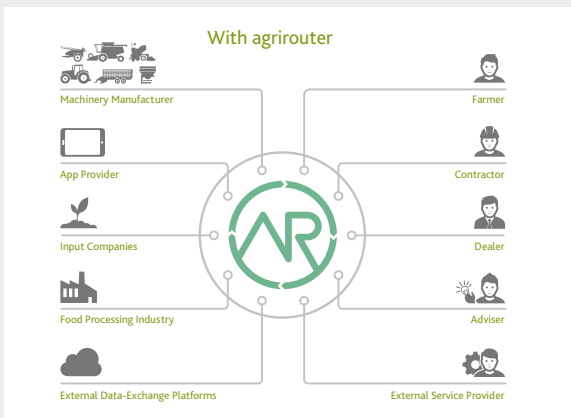
 The XTEND function allows the display of SDF Guidance or let you control an ISOBUS implement on an external device, e.g. a tablet.



 ISOBUS: you can plug any type of implement and benefit from various ISOBUS features.



 The new 6 Series TTV is AEF certified for various features and even already TIM ready.



↑ The agrirouter allows users to communicate from different areas of application, ensuring reliable data exchange.



↑ Connect the Series 6 TTV with your dealer for fast and comfortable support.



↑ SDF Fleet Management gives access



to machine relevant data at all time.

# **SDF** Smart Farming Solutions

## State of the art technology for total connectivity.

Optimise operations. Increase efficiency. Linking machines, to the office and to any other external sources simplifies various work processes. SDF Smart Farming Solutions offer practical solutions for managing key data and staying connected at all times. The user is completely free to make his own choices and decisions at any time, while all data remain the sole property of the user.

### **SDF** Fleet Management

With the new SDF Fleet Management application, SDF offers customisable solutions for the real-time management of your key data concerning the operation of the machine. You benefit significantly from being in total control of your machines and from being able to manage a host of vital data, such as tracking data relative to activities. The SDF Fleet Management suite of applications is the centralised control interface for analysing telemetry data from DEUTZ-FAHR machines. Tractor data are transmitted in real time over a mobile internet connection to the application, which allows you to analyse, monitor and even optimise the use of your machinery. The "map" view shows the location and status of machines or an entire fleet, and can also display historical data. On request, you can set up virtual fences to receive warnings if a machine leaves the area. Error messages may be forwarded to the technical support team of the dealership, and used to predict failure and reduce unnecessary machine down time. Thanks to the Remote Support application, dealers can easily access to the iMonitor3 after drivers permission to assist for eventual upcoming operational questions or issues.

### **SDF** Data Management

Efficient Data Management is becoming increasingly important to optimize work processes for farm and field management. SDF uses standard file formats like shape or ISO-XML for more reliable data exchange. This allows users to keep track of what is going on at all times with coherent data transferred in a coordinated manner.



Agrirouter is a universal platform permitting reliable and neutral data exchange between a wide variety of different terminals. The platform simplifies data exchange and, therefore, work processes, reducing office workload and improving economic efficiency, freeing up valuable for other activities. As a neutral data exchange platform, this is a solution to one of the biggest hurdles for digitalisation in agriculture, allowing farmers and contractors to exchange data between machine applications and agricultural software applications from different manufacturers. Each user can create a free personal agrirouter account and configure it individually. The paths to and from which data are transferred are defined by the user only in the settings menu. A list of partners and additional information can be found at [www.my-agrirouter.com](http://www.my-agrirouter.com). The new Series 6 TTV is already fitted with all the necessary hardware from factory, existing DEUTZ-FAHR tractors may be retrofitted subsequently with the required components.

# LOADER CHAMPION.

Pure multi-role versatility.

- The extraordinarily multi-role capabilities of the new 6 Series TTV models - a machine conceived from the outset to offer unrivalled versatility - are taken even further by a choice of three different factory-fitted kits allowing the installation of a front loader FZ 80.1 easily, fast and cost efficient.
- The programmable and ergonomically designed electronic controller joystick next to the driver seat lets the operator control all the movements of the front loader simply and intuitively.
- Profiline FZ80.1 front loader
  - More than 4,5 m lift height (tyre-dependent)
  - More than 3.750 dekanewton breakaway torque
- Fast lifting and highest comfort thanks to
  - 160 or 210 l/min hydraulic pump
  - Easy steer fast steering system
  - Adjustable PowerShuttle with Sense Clutch



↑ Best visibility, highest manoeuvrability and ultimate stability thanks to the full integration of the front loader kits during the whole development of the tractor.



↑ Maximum lifting height of 4.5 m and a breakout force of 3770 daN.



↑ A wide offer of front loader implements and counter weights are available.

# EASY MAINTENANCE.

Less service to get more out of the day.

DEUTZ-FAHR tractors have always been known for simplified maintenance and for maximum uptime. The new 6 series TTV proves this again by offering prolonged oil change intervals (1000 h engine oil or 2000 h transmission or hydraulic oil (or every two years)), with sight glasses for visually inspecting levels of coolant, hydraulic, transmission or front PTO oil and with the superb full aluminium hinged radiators. Further highlight is the engine oil dipstick which is accessible without opening the bonnet and the external compressed air connection on left tractor side for cleaning of the radiators or the cabin (with relevant filters). The latter includes of course also a air-blow gun and hose stored in a dedicated box above the AdBlue tank. A handy battery port

on the right side for fast power connection and a fuse check on the board directly in the cabin make the serviceability perfect.

Extended service intervals, reduced machine downtimes and easy access to all maintenance points increase the overall economic efficiency of every single model. The tractors of the new 6 TTV family not only follow this tradition but improve it even further.

SDF ExtraCare extended warranty: two warranty packages are available: 3 years or 3000 h and 5 years or 5000 h.



↑ Air supply port and entrance light switch protected under the steps.



↑ Up to 505 l fuel tank for longest uptime.



↑ Big toolbox conveniently placed on the right side.



↑ Cooling package with easy opening mechanism.



↑ Airfilter with pre-cleaning unit.



↑ Water tank with steel level markers.

TECHNICAL DATA	SERIES 6 TTV AGROTRON			
	6190 TTV	6210 TTV	6230 TTV	6230 TTV HD
<b>ENGINE</b>				
Model			Deutz TCD 6.1	
Emissions			Stage V	
Cylinders / Displacement	no / cc		6 / 6057	
Turbocharger with charge air cooling			●	
E-Viscostatic fan			●	
Injection pressure (Deutz Common Rail)	bar		1600	
Max. power (ECE R120)	kW / hp	141/192	159/216	169/230
Power at rated speed (ECE R120)	kW / hp	141/191	145/197	165/225
Speed at maximum power	rpm		1900	
Max. engine speed (rated)	rpm		2100	
Max. torque	Nm	821	849	970
Speed at maximum torque	rpm		1500	
Air filter with dust ejector			●	
Exhaust Engine Brake <sup>PLUS</sup>			○	
Fuel tank capacity	l		420	505
AdBlue capacity	l		29	35
Oil change interval	hours		1000	
<b>TTV TRANSMISSION</b>				
Model		TTV transmission T7340	TTV transmission T7540	TTV transmission T7560
Transmission ratio			1.3350	1.3584
Top speed 60 km/h ECO	rpm	-	1792	1799
Top speed 50 km/h SuperECO	rpm	1494	1494	1499
Top speed 40 km/h UltraECO	rpm	1195	1195	1199
Active standstill (PowerZero)			●	
Cruise control	qty.		2 each direction	
Driving strategies (Auto / Advanced Auto / PTO / Manual)			●	
PowerShuttle with SenseClutch (5 control stages)			●	
Oil change interval	hours		2000	
<b>HYDRAULICS AND LINKAGE</b>				
LoadSensing pump capacity (standard)	l/min		120	
LoadSensing pump capacity (optional)	l/min		160	160 / 210
CleanOil Hydraulic system (seperate hydraulic circuit)			●	
Maximum removable oil quantity	l		60	90
Seperate steering pump	l		58 or 58+28	
Hydraulic auxiliary control valves (standard)	qty.		4	
Hydraulic auxiliary control valves (optional)	qty.		5 rear / 1 or 2 in front / 1 for front lift	
Aux valves settable in time and flow - proportional engagement			●	
PowerBeyond standard couplers			○	
PowerBeyond flat face couplers			○	
Automatic lower link stabilizers (Hydraulic or mechanical)			○	
Radar			○	
Rear linkage lifting capacity	kg		9200	10000
External operation on rear fenders			●	
Transport position for lower links			●	
Front linkage with position control			○	
Front linkage lifting capacity	kg		5450	
External operation on front lift			○	
Automatic upper link front			○	
Hydraulic upper link front			○	
Hydraulic upper link rear			○	
Oil change interval	hours		2000	
<b>PTO</b>				
Rear PTO 540ECO / 1000 / 1000ECO			●	
Rear auto PTO			●	
Front PTO 1000 or 1000ECO			○	
Front PTO DualSpeed 1000 / 1000ECO changeable in InfoCentre <sup>PRO</sup>			○	
Front auto PTO			○	
<b>AXLES AND BRAKES</b>				
Model		Dana M50		Dana M60L
Suspended adaptive front axle			○	
External dry disc brakes, front		-		○
Electro-hydraulic differential lock 100%			●	
ASM system			●	
Performance steering ready with EasySteer function			○	
Steering angle	degree		52	
Brake booster (PowerBrake)			●	
Electronic parking brake (EPB)			○	
Pneumatic trailer brake with advanced trailer brake management (aTBM)			○	
Hydraulic trailer brake with DualMode function			○	


● = standard ○ = option - = not available

TECHNICAL DATA		SERIES 6 TTV AGROTRON			
		6190 TTV	6210 TTV	6230 TTV	6230 TTV HD
<b>ELECTRICAL SYSTEM</b>					
Voltage	V			12	
Standard battery	V / Ah			12 / 180	
Alternator	V / A			14 / 200	
Starter motor	V / kW			12 / 3,1	
External socket				●	
Interface for attachments 11786 (7-pole)				○	
External socket, 30 A				●	
<b>MAXI VISION 2 CAB</b>					
Mechanical cab suspension				●	
Pneumatic cab suspension				○	
Adjustable and telescopic rear view mirrors with courtesy LEDs				●	
Heated and electronic adjustable rear view mirrors with courtesy LEDs				○	
Air conditioning				●	
Automatic A/C system				○	
Roof hatch				●	
High visibility roof "LowE"				○	
High visibility roof FOPS				○	
Multifunction armrest with MaxCom joystick				●	
iMonitor3 with 12" or 8"				○	
AutoTurn				○	
XTEND				○	
ISOBUS (with front, rear and in-cab connectors)				○	
TIM (Tractor Implement Management)				○	
VRC (Variable Rate Control)				○	
SC (Section Control) 200 sections				○	
MMI with 3 programmable short keys				○	
SR20 RTK receiver				○	
CTM connectivity module				●	
Attachment rail with socket				○	
Light control panel (WOLP) with coming home function				●	
Comfortip Professional				○	
Seat Max-Comfort Plus XL with heating function				●	
Seat Max-Dynamic Plus DDS XXL with 23° swivel, heating and dynamic damping system				○	
Seat Max-Dynamic Evo DDS XXL with synthetic leather, 23° swivel, active climate system and dynamic damping system				○	
Passenger seat				●	
Pre-arrangement for radio with antenna and 4 loud speakers				●	
High-level DAB+ Radio with Bluetooth and hands-free function				○	
12x Halogen work lights				●	
Up to 23x LED work lights				○	
Up to 2x Beacon light LED				○	
LED driving light				○	
iLock function				●	
<b>FRONT LOADER</b>					
Pre-arrangement light kit / intermediate kit / ready kit (including HydroFix)				○	
Front loader model				ProfiLine FZ80.1	
Overloading height	mm			up to 4500	
Breakout force 900 mm before the pivot point	daN			3770	
<b>DIMENSIONS AND WEIGHTS</b>					
Front tyres (min.)			420 / 85 R28		420 / 85 R30
Rear tyres (min.)			520 / 85 R38		480 / 80 R46
Front tyres (max.)			600 / 60 R30		600 / 65 R30
Rear tyres (max.)			710 / 60 R42		900 / 60 R38
Wheelbase	mm	2769		2848	2918
Length	mm	4718 - 6122		4797 - 6201	4867 - 6271
Height	mm			3250 - 3300	
Width	mm		2350 - 2790		2350 - 2990
Ground clearance	mm			510 - 560	
Front axle width (flange to flange)	mm	1780			1940
Front axle width with external dry disc brakes (flange to flange)	mm	-			2046
Rear axle width (flange to flange)	mm			1890	
Unladen weight, front	kg	3465 - 4160		3540 - 4235	3640 - 4385
Unladen weight, rear	kg	5215 - 5715		5290 - 5790	5390 - 5940
Total unladen weight	kg	8680 - 9875		8830 - 10025	9030 - 10325
Wheel weights				○	
Maximum permissible axle load, front	kg	5200 @ 50 kph		6000 @ 60 kph	
Maximum permissible axle load, rear	kg	10000 @ 50 kph		10000 @ 60 kph	11000
Maximum permissible weight	kg	14500 @ 50 kph		14500 @ 60 kph	15500 @ 60 kph
Maximum K80 hitch load - lowest position	kg			4000	

Technical data and figures are only provided for guidance. Oil change intervals are also linked to biennial cycles. DEUTZ-FAHR is committed to continuously adapting its products to your requirements and therefore reserves the right to make updates without prior notice.

Marketing-Communication Service – Code 308.8904.3.4-0 – 10/21

To discover more please contact your dealer  
or visit [deutz-fahr.com](http://deutz-fahr.com).

DEUTZ-FAHR is a brand of  **SDF**

