

**PRODUCT RANGE**  
**2022**











# CONTENT

08	TRACTORS
54	FRONT LOADERS
58	CITYLINE
62	COMBINE HARVESTERS
74	SDF SMART FARMING SOLUTIONS
78	PARTS & SERVICE AND FINANCING



# TOMORROW'S TRACTORS CANNOT BE BUILT WITH YESTERDAY'S TECHNOLOGY.

High-performance tractors produced at  
Europe's most modern production site.

---

Today's farmers and agricultural contractors rely on innovative technology, highest quality standards, ergonomic ease of use and maximum productivity. DEUTZ-FAHR's tractor program, ranging from 50 to 340 Hp, offers the matching tractor for each and any field of application and farm size: proven configurations to face real-world challenges and a broad selection of practical variants make the DEUTZ-FAHR tractors unique and top-performance workhorses.

Combined with the cutting-edge SDF Smart Farming Solutions, DEUTZ-FAHR offers tailor-made technological solutions to maximise your efficiency on field and road alike. That is why you can rely on DEUTZ-FAHR to be the ideal partner to optimise your businesses' profitability.


DEUTZ-FAHR Land, the most modern tractor production site, was opened in 2017 in Lauingen, Germany. Here the high-performance tractors ranging from 120 to 340 Hp come to life to fulfil farmers' needs worldwide.

The company's headquarter is located in Treviglio (Northern Italy) where all series up to 125 Hp are produced. The Series 5D Keyline is produced in the production site in Bandirma (Turkey). A further DEUTZ-FAHR production site is located in Ranipet (India) for the production of the Series 4E. The DEUTZ-FAHR combines are produced in the production plant in Zupanja, Croatia. All production sites are producing according to the latest ISO standards, ensuring highest quality products.





↑ We are setting new standards in production efficiency and quality.



↑ Lauingen, Germany: unique in tractor production: the axle and chassis dynamometers.



↑ Bandirma, Turkey: home of the Series 5D Keyline.



↑ Ranipet, India: home of the Series 4E.



↑ Treviglio, Italy: home of the small and middle range tractors.





# TRACTORS.

	page	HP															
		20	30	40	50	60	70	80	90	100	110	120	130	140	150	160	170
SERIES 9 TTV	8																
SERIES 8 TTV	10																
SERIES 7 TTV	12																
SERIES 6	14														6C PS-RVSHIFT-TTV / 6 PS		
WARRIOR EDITION	26																
SERIES 5	30							5D KEYLINE / 5D / 5D TTV / 5									
SERIES 4E	39																
SPECIALISED	40				3 / 5DF KEYLINE / 5DF-DS-DV ECOLINE / 5DF-DS-DV 5DF-DS-DV TTV / 5G TB												
CRAWLERS	50									5KF / 5 KM / 5K							

Due to emissions changes in 2022, some models are only available as long as stock lasts.





Activity	Start	End
6C / 6 / 7 TTV / 8 TTV / 9 TTV	180	320
- RCSHIFT-TTV	180	240
Activity 1	280	300
Activity 2	300	320
Activity 3	240	260





# SERIES 9 TTV.

Minimises the work effort, maximises the result.

With the 9 Series DEUTZ-FAHR engineers have developed a highly intelligent, high-horsepower tractor, which facilitates and accelerates all work tasks thanks to unique operating comfort, automated routine functions and the most innovative technologies – and all this while having less fuel consumption.

LED working lights, MaxiVision 2 cab with 12" iMonitor and the most innovative Smart Farming Solutions, highly efficient engines from 295 to 336 Hp, TTV continuously variable transmission for precise speeds from 0.2 to 60 kph at reduced engine speed, newly developed

axle suspension system with dry disc brakes for maximum safety, 12000 Kg lift capacity at the rear and electric opening bonnet for the fastest and most comfortable access to all maintenance points. Each individual component of the 9 Series is highly innovative and is among the best in the market. With the 9 Series, DEUTZ-FAHR offers three perfectly balanced and highly attractive high-performance tractor models that enable farmers and contractors to achieve the best results.

## Features

- Deutz 7.8 TTCD Stage V Common Rail, 6-cylinder, twin-turbo intercooled engine with SCR system and passive DPF
- TTV continuously variable transmission
- Maximum speed: 60 kph (where permitted)
- Powerbrake servo-assisted braking system and automatic Electric Parking Brake (EPB)
- Front axle with suspension and external dry disc brakes
- 210 l/min load-sensing hydraulic system
- MaxiVision 2 cab with interior trims in high quality materials, maximum ergonomics and comfort
- MaxCom armrest with integral joystick for control of the main tractor functions
- iMonitor with integrated ISOBUS controls and SFS functions
- One-piece, electric opening bonnet and LED light clusters



↑ An electrically opening hood facilitates maintenance work.



↑ 60 kph and maximum braking power with external dry disc brakes.





Technical data		SERIES 9 TTV		
		9290 TTV	9310 TTV	9340 TTV
Engine		Deutz 7.8 TTCD		
Emission level		Stage V		
Cylinders/Displacement	n°/cc	6 / 7755		
Max. power (ECE R120)	kW/Hp	217 / 295	229 / 312	247 / 336
Power at rated speed (ECE R120)	kW/Hp	204 / 277	218 / 296	232 / 316
Rear linkage lifting capacity (max.)	Kg	12000		
Wheelbase	mm	3135		
Total unladen weight	Kg	12000		



# SERIES 8 TTV.

Your reliable, powerful and connected working machine.

The new 8280 TTV is a reliable, powerful and fully connected working machine with the perfect technology mix for professional farmers and contractors. It sets new standards in terms of operator's comfort, acceleration on the road and dynamic driving behavior. Thanks to the powerful Deutz 6.1 TTEC double turbocharged engine the tractor generates more power already at lower rpms. Due to the light vehicle weight between 9,5 and 10,3 tonnes an unrivalled power density of 33 Kg/Hp is reached. The high maximum permissible weight of 16 tons, available @ 40, 50 and also 60 kph allows up to 6.5 tons payload, which sets the benchmark in this cluster.

Due to a wide offering of specifications, the 8280 TTV can be customised on all applications and adapted precisely to the customer's requirements: from open field to transport, grassland operations to all heavy field or industry requirements. The 8280 TTV is also the perfect all-round tractor for modern contractors. The new design features introduced for the cabin ensure an unprecedented level of comfort, creating the ideal working environment for long hours behind the new steering wheel. The new SDF Smart Farming Solutions like SDF Fleet Management or the SR20 receiver make the 8280 TTV the tractor for the future.

## Dynamic Power.

- 287 Hp powerful double turbo engine
- TTV transmission with a top-speed of 60 kph
- 16000 Kg gross vehicle weight
- DualSpeed front PTO switchable in InfoCentre<sup>Pro</sup>
- Load Sensing hydraulic system (210 l/min)

## Reliability.

- High-Tech made in Germany
- Technological solution for maximum efficiency, easy servicing and highest reliability
- 1000 h engine oil change interval
- Remote support for fastest service

## Connectivity.

- iMonitor with XTEND, Section Control with 200 sections and AutoTurn functions
- SR20 GNSS receiver
- Full integration of ISOBUS features – TIM ready
- SDF Fleet Management for full control of machine data

## Comfort.

- Intelligent front axle suspension and air suspended cab
- Automatic air conditioning with additional air-outlets
- New LED-package with up to 23 LED lights
- DAB+ radio with handsfree and Bluetooth function
- aTBM intelligent trailer brake system



↑ The 8280 TTV can be equipped with pneumatic cab suspension.



↑ Comfortable and functional cab with MaxCom joystick and new steering wheel.





Technical data		SERIES 8 TTV
		8280 TTV
Engine		Deutz 6.1 TTCD
Emission level		Stage V
Cylinders/Displacement	n°/cc	6 / 6058
Max. power (ECE R120)	kW/Hp	211 / 287
Power at rated speed (ECE R120)	kW/Hp	197 / 268
Rear linkage lifting capacity (max.)	Kg	11100
Wheelbase	mm	2918
Total unladen weight (min.-max.)	Kg	9500-10300



# SERIES 7 TTV.

Created to stay a step ahead.

The two 7 Series models deliver up to 247 Hp and stand out for a range of trademark German characteristics: high quality, high precision and reliability combined with cutting-edge technology in terms of both cost-effectiveness and comfort. The 7 Series represents the culmination of highly innovative and intelligent tractor technology manufactured at our facility in Lauingen, Germany. 7 Series is offered with the exceptional comfort of the MaxiVision 2 cab,

intuitive controls, a newly designed armrest, state-of-the-art SDF Smart Farming Solutions, enhanced with highly efficient engine and transmission technology. Innovative axles and brakes ensure optimal driving comfort and maximum safety. Furthermore, the hydraulic systems and lift capacity both front and rear, compliment the overall 7 Series specification making this tractor the ideal partner for increasing productivity for contractors and agricultural businesses.

## Features

- Deutz 6.1 TCD, Stage V Common Rail, 6-cylinder, turbo-intercooled engine with SCR exhaust gas post-treatment system and passive DPF
- New continuously variable TTV transmission with ultimate smoothness and efficiency from 0 to 60 kph
- SenseClutch PowerShuttle with response modulation system
- Powerbrake servo-assisted braking system and automatic Electric Parking Brake (EPB)
- Electronically controlled hitch with radar and 3 PTO speeds electro-hydraulically shifted
- Load Sensing hydraulic system with variable displacement pump of up to 210 l/min
- MaxiVision 2 cab with interior trims with high quality materials, maximum comfort with ergonomically positioned controls
- Multifunction armrest with integral joystick for control of the main tractor functions
- iMonitor for various applications of SDF Smart Farming Solutions, SDF Guidance, SDF Data Management and ISOBUS



↑ XTEND allows to show on a tablet SDF Guidance or let you control an ISOBUS implement.



↑ The MaxCom armrest of the 7 Series TTV incorporates all the main controls and allows total management of the machine.





Technical data		SERIES 7 TTV	
		7250 TTV	7250 TTV HD
Engine		Deutz 6.1 TCD	
Emission level		Stage V	
Cylinders/Displacement	n°/cc	6 / 6058	
Max. power (ECE R120)	kW/Hp	181 / 247	
Power at rated speed (ECE R120)	kW/Hp	174 / 237	
Rear linkage lifting capacity (max.)	Kg	10000	11100
Wheelbase	mm	2918	
Total unladen weight (min.-max.)	Kg	9030-10325	9185-10475

# SERIES 6.

---



SERIES 6



SERIES 6C



16	SERIES 6 TTV
20	SERIES 6 POWERSHIFT/RCSHIFT
22	SERIES 6C TTV
24	SERIES 6C POWERSHIFT/RVSHIFT

# SERIES 6 TTV (6190 TTV - 6230 TTV HD).

Ready to win every challenge.

Four new models: the 6190 TTV, 6210 TTV, 6230 TTV and the 6230 TTV HD enriching DEUTZ-FAHR Series 6 TTV family. The new generation of 6 Series TTV offers more operator comfort, better fuel efficiency and lower maintenance costs. The tractors are powered by the latest generation of 6-cylinder Deutz engines, ranging from 192 Hp on the 6190 TTV and up to 230 Hp on the 6230 TTV. Optimised engine characteristics enable a maximum torque of up to 970 Nm. In addition the engine Brake<sup>plus</sup> is available. This feature activates the E-Visco fan for an increase in wear-free brake energy absorption. With the new TTV transmissions, the 6 Series TTV offers impressive

performance while reaching 60 kph max speed - unique in this class. The new Series 6 TTV offers a choice of outstanding hydraulic configurations. The CleanOil hydraulic circuit is independent from the transmission lubrication circuit for maximum service life. Load Sensing systems are available with different flow rates of up to 210 l/min (6230 TTV HD model). Up to 90 litres on the removable oil capacity are enough for the most demanding tasks. Understanding market requirements, the new Series 6 TTV can be offered with 3 factory 'loader ready' options to offer a true all round tractor capable of all farming and contractor applications.

## Features

- Deutz TCD 6.1 Stage V, Common Rail, 6-cylinder, turbo-charged engine
- Compact EAT with passive DPF and SCR
- Full aluminium cooling system with exclusive opening system
- New continuously variable TTV transmission with ultimate smoothness and efficiency from 0 to 60 kph
- Ultramodern InfoCentre<sup>Pro</sup> dashboard with new steering wheel
- External dry disc brakes, for unique braking performance
- Front adaptive suspension with automatic damping control
- Load Sensing hydraulic system with up to 210l/min and up to 7 electronic proportional spool valves
- Integrated electronic front lift with DualSpeed front PTO (1000/1000E)
- MaxiVision 2 cab for maximum comfort and ergonomics
- Front loader Light and Ready Kits
- Full LED light packages with exclusive LED light stripe in the bonnet for a distinctive appearance



Aluminium cooling system of 6210 TTV, 6230 TTV and 6230 TTV HD with one-hand access lever and Powercore air filter.



New TTV transmission with rear axle.





Technical data		SERIES 6 TTV			
		6190 TTV	6210 TTV	6230 TTV	6230 TTV HD
Engine		Deutz 6.1 TCD			
Emission level		Stage V			
Cylinders/Displacement	n°/cc	6 / 6058			
Max. power (ECE R120)	kW/Hp	141 / 192	159 / 216	169 / 230	
Power at rated speed (ECE R120)	kW/Hp	141 / 191	145 / 197	165 / 225	
Rear linkage lifting capacity (max.)	Kg	9200			10000
Wheelbase	mm	2769	2848		2918
Width (min.-max.)	mm	2350-2790		2350-2990	
Total unladen weight (min.-max.)	Kg	8680-9875	8830-10025		9030-10325

# SERIES 6 TTV (6155.4 TTV - 6185 TTV).

The best technology mix in its class.

Whether it's a large, medium or small enterprise, a contractor or a local authority, however diverse the profile, they all have one thing in common – they need to be successful. Accordingly, tractor technology needs to 100 % match their working profile. Ploughing, sowing, cultivating, transporting, harvesting crops, front loader work – each individual professional will decide how the tractor will be utilised. DEUTZ-FAHR has developed the Series 6 TTV with this in mind. With models ranging from 156 to 188 Hp, two wheelbases and various other features, you get the best technology mix in this tractor

class and create your own totally individual tractor. The MaxiVision 2 cab, which is also used on the more powerful 7, 8 and 9 Series tractors, is also available here with new features. These include an extremely versatile mounting system for additional monitors, an air-suspended seat that swivels up to 23 degrees, and an active climate control system for the best working comfort. With the Serie 6 TTV, DEUTZ-FAHR has made the next step for stepless middle class tractors.

## Features

- Deutz TCD 6.1 Stage V 6-cylinder and Deutz TCD 4.1 Stage V 4-cylinder engines
- TTV continuously variable transmission with stepless speed control from 0 to 50 kph
- Full aluminium cooling system with exclusive opening mechanism
- Front adaptive suspension with automatic damping control
- Load Sensing hydraulic system with up to 170 l / min and up to 7 electronic proportional spool valves
- MaxiVision 2 cab for maximum comfort and ergonomics



↑ State-of-the-art dashboard with InfoCentre<sup>Pro</sup>: 5" high-resolution display. The iLock function enables lock and unlock with a PIN.



↑ Electronic Parking Brake (EPB) integrated into MaxCom armrest.





Technical data		SERIES 6 TTV						
		6155.4 TTV	6165.4 TTV	6175.4 TTV	6155 TTV	6165 TTV	6175 TTV	6185 TTV
Engine		Deutz 4.1 TCD			Deutz 6.1 TCD			
Emission level		Stage V			Stage V			
Cylinders/Displacement	n°/cc	4 / 4038			6 / 6058			
Max. power (ECE R120)	kW/Hp	114.9 / 156	120.8 / 164	125.8 / 171	114.9 / 156	120.8 / 164	129.5 / 176	134.3 / 183
Max. power with Boost (ECE R120)	kW/Hp	-	125.8 / 171	-	-	125.8 / 171	-	138.5 / 188
Power at rated engine speed (ECE R120)	kW/Hp	109.5 / 149	115.1 / 157	119.9 / 163	109.5 / 149	115.1 / 157	124.4 / 169	129 / 176
Power at rated engine speed with Boost (ECE R120)	kW/Hp	-	119.9 / 163	-	-	119.9 / 163	-	133 / 181
Rear linkage lifting capacity (max.)	Kg	9200			9200			
Wheelbase	mm	2543			2767			
Total unladen weight (min.- max.)	Kg	7540-7940			7830-8230		7980-8380	8200-8600

# SERIES 6 POWERSHIFT/RCSHIFT.

## Excellent efficiency.

Powershift tractors are an economic choice for many applications in agriculture. In conjunction with the Deutz TCD 6.1 and 4.1 engines those tractors deliver highest efficiency and cost effectiveness. For the transmission technology, you have the choice: a Powershift transmission or the comfortable RCshift transmission which enables the shift through all the 30 speeds automatically. Both options reach their top speed of 50 kph with reduced engine speeds. You can also

choose your level of cab comfort, from mechanical to electro hydraulic spool valves, from manual gear lever to the ergonomic MaxCom joystick and from the intuitive side console to the MaxiVision 2 armrest attached to the seat, providing exactly your desired level of comfort. The Powershift/RCshift tractors are your reliable and powerful partner no matter what task needs to be performed.

### Features

- 6-cylinder and 4-cylinder models from 144 Hp to 226 Hp
- Powershift transmission or robotized RCshift transmission with 30 forward and 15 gears for backwards driving
- RCshift with fully automatic gear management which give the driver the feeling of a full Powershift with the driving behaviour of a TTV.
- Creeper option with 24 additional forward and 12 additional backwards gears (minimal speed from 370 m/h)
- Top speed of 50 kph with reduced engine speed of only 1447 engine rpm (on 6185 – 6215)
- MaxiVision cab offers three configurations A, B and C serving every customer need



RCshift transmission: MaxCom Joystick always included.



Powershift transmission: efficient all-round transmission with manual gear lever.





Technical data		SERIES 6 POWERSHIFT / RCSHIFT									
		6145.4	6155.4	6165.4	6175.4	6155	6165	6175	6185	6205	6215
Engine		Deutz 4.1 TCD					Deutz 6.1 TCD				
Emission level		Stage V					Stage V				
Cylinders/Displacement	n°/cc	4 / 4038					6 / 6058				
Max. power (ECE R120)	kW/Hp	105.9 / 144	114.9 / 156	120.8 / 164	125.8 / 171	114.9 / 156	120.8 / 164	129.5 / 176	138.5 / 188	152.3 / 207	156.2 / 212
Max. power with Boost (ECE R120)	kW/Hp	-	-	125.8 / 171	-	-	125.8 / 171	-	-	-	166 / 226
Power at rated speed (ECE R120)	kW/Hp	101.1 / 137	109.5 / 149	115.1 / 157	119.9 / 163	109.5 / 149	115.1 / 157	124.4 / 169	133 / 181	144.4 / 196	147.6 / 201
Power at rated speed with Boost (ECE R120)	kW/Hp	-	-	119,9 / 163	-	-	119,9 / 163	-	-	-	157 / 214
Rear linkage lifting capacity (max.)	Kg	6200	9700			9700					
Wheelbase	mm	2543					2767			2848	
Total unladen weight (min.-max.)	Kg	7080-7480					7200-7600			7930-8330	

# SERIES 6C TTV.

It's all about technology.

Extreme configurability in a tractor means that it can cater effectively for the needs of any application. This was the principle guiding DEUTZ-FAHR in the development of the new Series 6C TTV, a family of 3 models with power outputs from 126 to 143 Hp. An infinite choice of ratios for unrivalled precision and efficiency. The TTV transmission combines state of the art technology with extraordinary efficiency to meet the needs of any task imaginable. A wide choice of options lets the customers tailor the ideal machine for their specific requirements. With a Load Sensing hydraulic system capable of

delivering up to 120 l/min of oil, even implements with very high flow rate demands are no challenge for the 6C Series. A highly comfortable working environment makes your job simpler, more enjoyable and less tiring. This is why the new 4-pillar cabs of the TopVisionPro family have been improved even further, setting a new benchmark in this class. Mechanical cab suspension and front axle suspension are also available for total comfort whether working in the field or driving on public roads.

## Features

- Stage V Common Rail, 4-cylinder, turbo-intercooled engine with DOC+DPF+SCR exhaust gas post-treatment system
- TTV transmission with 3 driving strategies (AUTO-MANUAL-PTO)
- Front axle suspension with automatic axle management (ASM)
- Hydraulic Engine Brake (HEB)
- Hydraulic system with up to 5 rear spool valves and Power Beyond couplers



↑ Adjustable steering wheel with InfoCentre<sup>pro</sup>.



↑ TTV satellite armrest with MaxCom joystick.





Technical data		SERIES 6C - Deutz engine		
		6115 C TTV	6125 C TTV	6135 C TTV
Engine		Deutz 3.6 TCD L04		
Emission level		Stage V		
Cylinders/Displacement	n°/cc	4/3620		
Max. power (ECE R120)	kW/Hp	88.4/120	95/129	99.8/136
Max. power with Boost (ECE R120)	kW/Hp	93/126	100/136	105/143
Power at rated speed (ECE R120)	kW/Hp	83.6/114	90.3/120	99.8/136
Rear linkage lifting capacity (STD/OPT)	Kg	5000/7000		
Wheelbase	mm	2510		
Width (max.)	mm	2431		
Total unladen weight	Kg	5500		

Technical data		SERIES 6C - FARMotion engine		
		6115 C TTV	6125 C TTV	6135 C TTV
Engine		FARMotion 45		
Emission level		Stage V		
Cylinders/Displacement	n°/cc	4/3849		
Max. power (ECE R120)	kW/Hp	88.4/120	95/129	100.8/137
Max. power with Boost (ECE R120)	kW/Hp	93/126	100/136	105/143
Power at rated speed (ECE R120)	kW/Hp	83.8/114	90.1/123	95.6/130
Rear linkage lifting capacity (STD/OPT)	Kg	5000/7000		
Wheelbase	mm	2510		
Width (max.)	mm	2431		
Total unladen weight	Kg	5500		

# SERIES 6C POWERSHIFT/RVSHIFT.

It's all about efficiency and simplicity.

The new 6C Powershift and RVshift Series were specifically conceived to deliver outstanding performance in any situation, from the most heavy duty soil preparation tasks, sowing, fertilising and applying protective crop treatments to harvesting or transport. With its adjustable PowerShuttle, compact dimensions, outstanding agility and high hydraulic flow, the 6C Series also shines in any application with a front loader. An ultra-modern functional design, powershift or RVshift (like full-powershift) transmissions, a host of integrated SDF Smart Farming Solutions as options (such as 8" iMonitor, ISOBUS and Auto-guidance) complement each other to perfection in the

models of the 6C Series, to offer the ideal answer to the functional needs of every possible application, together with excellent operator comfort and low running costs. As well as all this, other features and functionalities such as a choice of extremely efficient 4-cylinder Stage V engines with minimised maintenance, highly configurable hydraulic systems, 50 kph versions, front axle suspension with all-wheel braking, rear lifts with maximum capacities from 5000 to 7000 Kg, high maximum gross vehicle weights and new TopVision cabs also count among the many class-beating strengths of the new DEUTZ-FAHR 6C Series.

## Features

- Stage V Common Rail, 4-cylinder, turbo-intercooled engine with DOC+DPF+SCR exhaust gas post-treatment system
- POWERSHIFT transmission: an essential and precise transmission. The base transmission variant consists of a 5 speed mechanical gearbox, up to 3 stage Powershift and up to 4 work ranges.
- RVSHIFT transmission: high technology manageable through a single and simple joystick. The RVshift transmission offers a choice of 20+16 speeds selectable as easily as with a full-Powershift transmission
- Front axle suspension with automatic axle management (ASM)
- Hydraulic Engine Brake (HEB)
- Hydraulic system with up to 5 rear spool valves and Power Beyond couplers



↑ Powershift console.



↑ RVshift satellite armrest.





Technical data		SERIES 6C - Deutz engine					
		POWERSHIFT			RVSHIFT		
		6115 C	6125 C	6135 C	6115 C RVSHIFT	6125 C RVSHIFT	6135 C RVSHIFT
Engine		Deutz 3.6 TCD			Deutz 3.6 TCD		
Emission level		Stage V			Stage V		
Cylinders/Displacement	n°/cc	4/3620			4/3620		
Max. power (ECE R120)	kW/Hp	88.4/120	95/129	99.8/136	88.4/120	95/129	99.8/136
Max. power with Boost (ECE R120)	kW/Hp	93/126	100/136	105/143	93/126	100/136	105/143
Power at rated speed (ECE R120)	kW/Hp	83.6/114	90.3/120	99.8/136	83.6/114	90.3/120	99.8/136
Rear linkage lifting capacity (STD/OPT)	Kg	5000/7000			5000/7000		
Wheelbase	mm	2480			2510		
Width (max.)	mm	2431			2431		
Total unladen weight	Kg	4600	5000		5500		

Technical data		SERIES 6C - FARMotion engine					
		POWERSHIFT			RVSHIFT		
		6115 C	6125 C	6135 C	6115 C RVSHIFT	6125 C RVSHIFT	6135 C RVSHIFT
Engine		FARMotion 45			FARMotion 45		
Emission level		Stage V			Stage V		
Cylinders/Displacement	n°/cc	4/3849			4/3849		
Max. power (ECE R120)	kW/Hp	85.6/116	93/126	99.8/136	89.3/121	95/129	100.8/137
Max. power with Boost (ECE R120)	kW/Hp	93/126	100/136	105/143	93/126	100/136	105/143
Power at rated speed (ECE R120)	kW/Hp	81.2/110	88.2/120	94.6/129	84.7/115	90.1/123	95.6/130
Rear linkage lifting capacity (STD/OPT)	Kg	5000/7000			5000/7000		
Wheelbase	mm	2480			2510		
Width (max.)	mm	2431			2431		
Total unladen weight	Kg	4600	5000		5500		









# WARRIOR.

Limited editions for owners who demand always to stand out.

---



6230 TTV Warrior Matt black

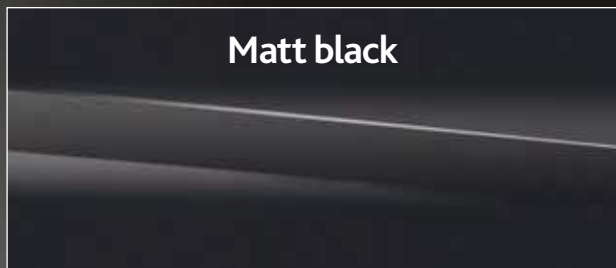
## Highlights

### Series 6C

- Max-Professional plus comfort seat
- DEUTZ-FAHR floor mat
- Bi-colour roof
- Warrior decal on bonnet
- Warrior starting screen in InfoCentre<sup>Pro</sup>
- LED light package
- DAB+ Radio with 4 premium loudspeakers
- Air conditioning







**Matt black**

Available for  
**Series 8 TTV - Series 7 TTV - Series 6 TTV \***



**Black**

Available for  
**Series 9 TTV - Series 8 TTV - Series 7 TTV  
 Series 6 TTV - Series 6 - Series 6C**



**Matt green**

Available for  
**Series 8 TTV - Series 7 TTV - Series 6 TTV \***



**Java green**

Available for  
**Series 8 TTV - Series 7 TTV - Series 6 TTV \***



**Green**

Available for  
**Series 9 TTV - Series 8 TTV - Series 7 TTV  
 Series 6 TTV - Series 6**

\* 6190 TTV - 6230 TTV HD

## Highlights

**Series 9 TTV - 8 TTV - 7 TTV - 6 TTV - 6**

- Warrior comfort seat
- DEUTZ-FAHR floor mat
- Stainless steel exhaust cover
- Warrior decal and silver chrome clasp on bonnet
- Warrior starting screen in InfoCentre<sup>Pro</sup>
- LED light package
- Illuminated external controls
- Automatic air conditioning
- Rear lower soundproof glass



# SERIES 5.

---



**SERIES 5**



**SERIES 5D**





**SERIES 5D KEYLINE**

32	SERIES 5
34	SERIES 5D TTV
36	SERIES 5D POWERSHIFT
38	SERIES 5D KEYLINE

# SERIES 5.

## Configurability at its best.

The DEUTZ-FAHR 5 Series consists of the most modular, configurable and flexible models in this segment, to offer the ideal solution for the needs of any user.

The models of the DEUTZ-FAHR 5 Series are the perfect solution for open field work, row crops, hay-making, front loader work, working in the cowshed and stationary tasks. Contributing to the extraordinary versatility of these tractors are a number of outstanding features such as the electro-hydraulically differential locks, four wheel drive and PTO engagement, the electronically controlled rear lift, a PTO

with all four standard speeds plus a groundspeed with independent output shaft, a hydraulic system capable of delivering up to 90 l/min and with up to 8 rear couplers, the HML transmission with Automatic Powershift (APS), a choice of creeper and supercreeper gears, two user-settable and recallable engine speed memories, a comprehensive choice of tyre sizes to cater for every possible application, alongside a wide range of track widths, and generous ground clearance.

### Features

- FARMotion 35 (3-cyl) or FARMotion 45 (4-cyl) Common Rail, turbo-intercooled engines
- Transmission with a wide range of specification options: up to 60 speeds in each direction and a maximum speed of 40 kph at economy engine speed
- SenseClutch PowerShuttle with 5-level response modulation and Stop&Go function
- 4-wheel disc braking
- 4-speed PTO (540 / 540ECO / 1000 / 1000ECO), ground speed PTO and front PTO
- Lifting capacity of up to 4525 / 5410 Kg depending on version
- 55 l or 90 l "on demand" hydraulic system
- 4-post cab, mounted on Hydro Silent-Block: unrivalled comfort and optimised visibility for the front loader



↑ Modern designed sloping bonnet.



↑ Front and rear PTO electrohydraulically engaged and AUTO PTO function.





Technical data		SERIES 5				
		5095	5100	5105	5115	5125
Engine		FARMotion 45	FARMotion 35	FARMotion 45		
Emission level		Stage V				
Cylinders/Displacement	n°/cc	4 / 3849	3 / 2887	4 / 3849		
Max. power (ECE R120)	kW/Hp	70 / 95	75 / 102	78 / 106	85 / 116	93 / 126
Power at rated speed (ECE R120)	kW/Hp	66.4 / 90	71.1 / 97	74 / 101	80.6 / 110	88.2 / 120
Rear linkage lifting capacity (STD / OPT)	Kg	3600 / 4525			3600 / 4855	4855 / 5410
Wheelbase	mm	2400	2350	2400		
Total unladen weight	Kg	3950	3800	3950	4250	4350

# SERIES 5D TTV.

## Reaching new heights.

Whatever your challenge, the new 5D TTV turns it into a great experience. Equipped with the latest technology from DEUTZ-FAHR it takes performance and comfort to the next level. With TTV transmission, a cab suspended on Hydro Silent-Blocks and suspended front axle even long working days feel short. Thanks to its quality components, it is a reliable, long-lasting tractor and thus, a great investment in the future of your business.

Powerful FARMotion 45 engines with Overboost and a high rear lift capacity make these tractors suitable for open field and farm applications. High flow hydraulics and the compact overall shape

allows optimal use of the tractor also in orchards and vineyards. Whatever the application, TTV Transmission, MaxCom armrest and independent front axle suspension allow working in efficient and comfortable way.

From vine or orchard growing to cattle breeding, if you are asking for performances and comfort, 5D TTV is the right choice for your farm. Last but not least, the 4-wheel braking system, HPB, FOPS roof, Cat.4-compliant cab always guarantee safety under every working condition.

### Features

- FARMotion 45 engine with Overboost (up to 126 Hp)
- TTV continuously variable transmission with PowerZero function
- Double choice of rear threepoint hitch: Standard or Compact
- From 1.75 to 2.2 m overall width
- Powerful hydraulics with 100 l/m Load Sensing pump and up to 5 rear electronic distributors
- High rear lift capacity up to 4310 Kg
- Cab with Category 4 filtration
- Hydraulic Parking Brake (HPB)
- SDF Smart Farming Solutions integration



↑ Intuitive MaxCom joystick.



↑ Independent front axle suspension.





Technical data		SERIES 5D TTV		
		5095 D TTV	5105 D TTV	5115 D TTV
Engine		FARMotion 45		
Emission level		Stage V		
Cylinders/Displacement	n°/cc	4/3849		
Max. power with Overboost (ECE R120)	kW/Hp	-	-	93/126
Max. power (ECE R120)	kW/Hp	70/95	78/106	85/116
Power at rated speed (ECE R120)	kW/Hp	66.4/90	74/101	80.6/110
Rear linkage lifting capacity (max.)	Kg	4310		
Wheelbase	mm	2271		
Overall rear width (min.-max.)	mm	1745-2180		
Total unladen weight	Kg	4200		

# SERIES 5D POWERSHIFT.

Top of its class.

The new 5D Series includes modular and versatile models with unique features such as the Powershuttle with SenseClutch, Stop & Go, 3-stage Powershift, 3-mode PTO with the option of ground speed PTO, mechanical or electronic rear linkage, electro-hydraulic differential lock and PTO engagement and 4-wheel disc brakes. This is a formidable 'package' for unrivalled comfort, productivity and safety. In its latest evolution, the 4-cylinder FARMotion 45 installed on the 5D Series Stage V models confirms the compactness and

responsiveness of the previous version. Despite having one of the most generous displacements in its category, the overall dimensions of the FARMotion 45 are extremely reduced, guaranteeing excellent visibility from the driving position and excellent manoeuvrability. Thanks to the optimal power-to-weight ratio (34 Kg/Hp), 5095 D and 5105 D are the perfect tractors for light soil-tillage applications, haymaking, seeding and crop care. Their compact dimensions make these tractors suitable even for wide vineyards and wide orchards.

## Features

- FARMotion 45 Stage V Common Rail 4-cylinder, turbo-intercooled engine
- Up to 45+45, 3-Powershift transmission with Overspeed
- SenseClutch PowerShuttle with 5-level response modulation and Stop&Go function
- 4-wheel disc braking with multiple wet discs
- 3-speed PTO (540 / 540ECO / 1000), ground speed PTO and front PTO
- Electrohydraulically operated 4-wheel drive, PTO and differential locks
- 54 l / min hydraulic system



⬆ Electronic rear lift with active damping system.



⬆ On request, the 5D models can be equipped with front linkage and front PTO.





Technical data		SERIES 5D	
		5095 D	5105 D
Engine		FARMotion 45	
Emission level		Stage V	
Cylinders/Displacement	n°/cc	4/3849	
Max. power (ECE R120)	kW/Hp	70/95	78/106
Power at rated speed (ECE R120)	kW/Hp	66.4/90	74/101
Rear linkage lifting capacity (max.)	Kg	3600	
Wheelbase	mm	2271	
Total unladen weight	Kg	3575	





↑ Compact radiator with Visco fan and PowerCore air filter for maximum engine efficiency.



↑ Right console with EasyLift system.



# SERIES 5D KEYLINE.

Simply work economically.

The new 5D Keyline Series models are simply ideal for smaller agricultural and part-time farms. This agile and compact tractor is characterised by its optimised design and low fuel consumption, for economical and cost-effective work. The FARMotion 35 engine has been specially developed for use in the agricultural industry and is therefore designed for high performance, reliability and minimum maintenance. The 5D Keyline stands for quality, agility and reliability.

The cab offers excellent 360° all-round visibility and is extremely easy to reach thanks to the wide doors. DEUTZ-FAHR's rear power lifts have also always been appreciated for their ability to provide the best precision, control and efficiency in the field. Thanks to the available PTO speeds in various configurations, the new 5D Keyline Series is versatile and suitable for a wide range of applications. Also available are the fully integrated front loader Light and Ready Kit from factory.

## Features

- FARMotion 35 engines with electronic 2,000 bar Common Rail injection
- Mechanical gearbox up to 30+15 gear
- 40 kph maximum speed reduced engine rpm of only 1,870 rpm
- Electrohydraulic engagement for 4WD and differential lock. 4 wheel braking system
- 55-degree steering angle
- 3 PTO speeds – 540 / 540ECO / 1000 PTO
- Rear lift with new EasyLift control

Technical data		SERIES 5D KEYLINE			
		5070 D KEYLINE	5080 D KEYLINE	5090 D KEYLINE	5100 D KEYLINE
Engine		FARMotion 35			
Emission level		Stage V			
Cylinders/Displacement	n°/cc	3/2887			
Max. power (ECE R120)	kW/Hp	48.9/66	55.8/76	67/91	75/102
Power at rated speed (ECE R120)	kW/Hp	48/65	55.2/75	63.5/86	71.1/97
Rear linkage lifting capacity (max.)	Kg	3050			
Wheelbase	mm	2100			
Total unladen weight	Kg	2520			





Up to 3 rear distributors with flow regulator.



The operator platform laid out in a logical and user-friendly manner.

# SERIES 4E.

Compact format meets great innovation.

Farmyard, barn and light field work – the new Series 4E is the ideal tractor for smaller farms and private operations as well as local authorities and horticulture companies. There are four models to choose from available in both 2 and 4 wheel drive. The new 3-cylinder FARMotion 35 engines are powerful, reliable and ensuring a low fuel consumption, ranging from 66 Hp (48,9 kW) to 102 Hp (75 kW). Every customer can be certain to find the perfect utility tractor for their

work profile here. The new Series 4E is both comfortable and stable in any situation. The driver's platform meets the highest standard of comfort and the controls have been laid out using the latest findings from ergonomic research. Also available are the fully integrated front loader Light and Ready Kit from factory.

## Features

- FARMotion 35 engines with electronic 2,000 bar Common Rail injection
- 3 transmission configurations: 12+3, 15+15 and 15+15 ECO
- 4WD front axle: 2200 Kg admissible load and 55° steering angle
- 4 PTO configurations including ground speed PTO
- Hydraulic system with up to 56 l / min open centre and max. 3 rear distributors with mechanical controls
- Rear lift with new EasyLift control

Technical data		SERIES 4E			
		4070 E	4080 E	4090 E	4100 E
Engine		FARMotion 35			
Emission level		Stage V			
Cylinders/Displacement	n°/cc	4 / 2887			
Max. power (ECE R120)	kW/Hp	48.9 / 66	55.8 / 76	67 / 91	75 / 102
Power at rated speed (ECE R120)	kW/Hp	48 / 65	55.2 / 75	63.5 / 86	71.1 / 97
Rear linkage lifting capacity (max.)	Kg	3500			
Wheelbase (4WD / 2WD)	mm	2100 / 2166		2100 / -	
Total unladen weight (4WD / 2WD)	Kg	2950 / 2750		3050 / -	

# SPECIALIS

---



**SERIES 5 DF/DS/DV**



**SERIES 5DF KEYLINE**



# ED.



**SERIES 3**

42	SERIES 5 DF/DS/DV TTV
44	SERIES 5 DF/DS/DV POWERSHIFT
46	SERIES 5 DF/DS/DV ECOLINE
47	SERIES 5DF KEYLINE
48	SERIES 3
49	SERIES 5G TB (As long as stock lasts - Stage III B)

# SERIES 5 DF/DS/DV TTV.

The undisputed leader between the rows.

Never before have performance, productivity and comfort been united in a specialist tractor as perfectly as in the new 5 DF/DS/DV TTV Series. The new 5 DF/DS/DV TTV series sets new standards for technology in the specialised tractor segment and delivers more performance than ever, thanks to a combination of new, more powerful engines, with improved fuel economy and minimised maintenance, TTV continuously variable transmissions and powerful

hydraulic systems also offered as a closed centre version with load sensing pump capable of delivering an effective 100 l/min of hydraulic oil flow to the electronically controlled distributors. Every model can be configured with unprecedented flexibility to cater for the need of every application imaginable in professionals vineyard and fruit orchards.

## Features

- FARMotion 35 and 45 Stage V engines, 3 and 4 cylinders with up to 126 hp (including boost)
- TTV continuously variable transmission transmission with two automatic speed ranges
- Hydraulic system with Load Sensing pump with real 100 l/min
- Up to 9 independent electro-hydraulic distributors with independent time and flow settings
- Independent front axle suspension
- SDD fast steering system availability
- Full braking with brakes on all 4 wheels and Hydraulic Parking Brake (HPB)
- 4 pillar cab with completely flat floor and multi functional MaxCom armrest
- Hydro Silent-Block cab suspension
- Pressurized cab with Cat. 4 filtration system
- Fully integrated SDF Smart Farming Solutions



↑ The MaxCom armrest with ergonomic joystick and clearly colour coded functions.



↑ Spacious 4 pillar cab with completely flat floor thanks to the compact low-lying TTV transmission.



↑ Independent front axle suspension.



↑ SDF Smart Farming Solutions fully integrated.





Technical Data		SERIES 5DF TTV				
		5090 DF TTV	5095 DF TTV	5100 DF TTV	5105 DF TTV	5115 DF TTV
Engine		FARMotion 35	FARMotion 45	FARMotion 35	FARMotion 45	
Emission level		Stage V				
Cylinders/Displacement	n°/cc	3 /2887	4 /3849	3 /2887	4 /3849	
Max. power with Overboost (ECE R120)	kW/Hp	-	-	-	-	93 /126
Max. power (ECE R120)	kW/Hp	67 /91	70 /95	75 /102	78 /106	85 /116
Power at rated speed (ECE R120)	kW/Hp	63.5 /86	66.4 /90	71.1 /97	74 /101	80.6 /110
Rear linkage lifting capacity (max.)	Kg	3800				
Wheelbase	mm	2044	2174	2044	2174	
Overall rear width (min.-max.)	mm	1440-1670				
Total unladen weight	Kg	3635	3860	3635	3860	
Technical Data		SERIES 5DS TTV				
		5090 DS TTV	5095 DS TTV	5100 DS TTV	5105 DS TTV	5115 DS TTV
Engine		FARMotion 35	FARMotion 45	FARMotion 35	FARMotion 45	
Emission level		Stage V				
Cylinders/Displacement	n°/cc	3 /2887	4 /3849	3 /2887	4 /3849	
Max. power with Overboost (ECE R120)	kW/Hp	-	-	-	-	93 /126
Max. power (ECE R120)	kW/Hp	67 /91	70 /95	75 /102	78 /106	85 /116
Power at rated speed (ECE R120)	kW/Hp	63.5 /86	66.4 /90	71.1 /97	74 /101	80.6 /110
Rear linkage lifting capacity (max.)	Kg	2600				
Wheelbase	mm	2086	2216	2086	2216	
Overall rear width (min.-max.)	mm	1265-1515				
Total unladen weight	Kg	3565	3620	3565	3620	
Technical Data		SERIES 5DV TTV				
		5090 DV TTV	5095 DV TTV	5100 DV TTV	5105 DV TTV	5115 DV TTV
Engine		FARMotion 35	FARMotion 45	FARMotion 35	FARMotion 45	
Emission level		Stage V				
Cylinders/Displacement	n°/cc	3 /2887	4 /3849	3 /2887	4 /3849	
Max. power with Overboost (ECE R120)	kW/Hp	-	-	-	-	93 /126
Max. power (ECE R120)	kW/Hp	67 /91	70 /95	75 /102	78 /106	85 /116
Power at rated speed (ECE R120)	kW/Hp	63.5 /86	66.4 /90	71.1 /97	74 /101	80.6 /110
Rear linkage lifting capacity (max.)	Kg	2600				
Wheelbase	mm	2086	2216	2086	2216	
Overall rear width (min.-max.)	mm	1080-1300				
Total unladen weight	Kg	3435	3490	3435	3490	

# SERIES 5 DF/DS/DV POWERSHIFT.

The specialist par excellence.

Tractors of 5 DF/DS/DV series are designed mainly for use in orchards and vineyards. 5 DF are the widest models of the Series, while 5 DS and 5 DV are designed for the use in the narrow rows. All of them are powered by the latest generation of FARMotion: the FARMotion 35 and the FARMotion 45. The first ones allow a shorter wheelbase – that increase agility and manoeuvrability – while the latter offers a generous displacement that guarantees outstanding performances. The flagship model reaches a maximum power of 116 Hp. A broad choice of configurations is available in order to meet the needs of fruit and vine growers all over the world. 7 choices of transmission are

available, starting from the fully mechanical transmission, to satisfy the needs of the farmers who are asking for simplicity, up to the most complete 45+45 3-Powershift transmission. The cab, offered in 3 different sizes, is always available with a flat floor and a new ergonomic lateral console, providing an exceptional comfort to the driver. 5 DF/DS/DV can be optionally equipped with the innovative front axle concept is unique for specialist tractors, making it a real highlight. Independent wheel suspension with a double wishbone design allows each front wheel to move vertically to a different extent. This results in maximum suspension in all operating scenarios.

## Features

- FARMotion 35 and 45 engines. Stage V Common Rail 3 or 4-cylinder, turbo-intercooled engine
- 5-speed transmission with 3-speed Powershift and 3 ranges. 45 FWD + 45 REV in total
- Overspeed transmission for a maximum speed of 40 kph in economy mode
- Mechanical shuttle or PowerShuttle with Stop&Go system
- 4-post cab suspended on Hydro Silent-Block with flat floor, new ergonomic console
- Cat.4 filtration
- Electrohydraulically operated 4-wheel drive, PTO and differential locks
- Auto 4WD: automatic 4-wheel drive engagement.
- 3-speed hydraulic PTO (540/540ECO/1000) and ground speed PTO
- Hydraulic system with double pump and mechanical spool valves; single lever controls or mechanical cross lever
- Narrow profile bonnet which allows high steering angle



Flat floor cab provides exceptional comfort.



4-post cab ensures high visibility.



New console with mechanical cross lever.



Powershuttle with SenseClutch.





Technical Data		SERIES SDF				
		5090 DF	5095 DF	5100 DF	5105 DF	5115 DF
Engine		FARMotion 35	FARMotion 45	FARMotion 35	FARMotion 45	
Emission level		Stage V				
Cylinders/Displacement	n°/cc	3 /2887	4 /3849	3 /2887	4 /3849	
Max. power (ECE R120)	kW/Hp	67 /91	70 /95	75 /102	78 /106	85 /116
Power at rated speed (ECE R120)	kW/Hp	63.5 /86	66.4 /90	71.1 /97	74 /101	80.6 /110
Rear linkage lifting capacity (max.)	Kg	3940				
Wheelbase	mm	2044	2174	2044	2174	
Overall rear width (min.-max.)	mm	1440-1670				
Total unladen weight	Kg	3460	3515	3460	3515	
Technical Data		SERIES SDS				
		5090 DS	5095 DS	5100 DS	5105 DS	5115 DS
Engine		FARMotion 35	FARMotion 45	FARMotion 35	FARMotion 45	
Emission level		Stage V				
Cylinders/Displacement	n°/cc	3 /2887	4 /3849	3 /2887	4 /3849	
Max. power (ECE R120)	kW/Hp	67 /91	70 /95	75 /102	78 /106	85 /116
Power at rated speed (ECE R120)	kW/Hp	63.5 /86	66.4 /90	71.1 /97	74 /101	80.6 /110
Rear linkage lifting capacity (max.)	Kg	2600				
Wheelbase	mm	2086	2216	2086	2216	
Overall rear width (min.-max.)	mm	1270-1515				
Total unladen weight	Kg	3265	3320	3265	3320	
Technical Data		SERIES SDV				
		5090 DV	5095 DV	5100 DV	5105 DV	5115 DV
Engine		FARMotion 35	FARMotion 45	FARMotion 35	FARMotion 45	
Emission level		Stage V				
Cylinders/Displacement	n°/cc	3 /2887	4 /3849	3 /2887	4 /3849	
Max. power (ECE R120)	kW/Hp	67 /91	70 /95	75 /102	78 /106	85 /116
Power at rated speed (ECE R120)	kW/Hp	63.5 /86	66.4 /90	71.1 /97	74 /101	80.6 /110
Rear linkage lifting capacity (max.)	Kg	2600				
Wheelbase	mm	2086	2216	2086	2216	
Overall rear width (min.-max.)	mm	1170-1320				
Total unladen weight	Kg	3180	3235	3180	3235	





Up to 4 hydraulics ways duplicated from the rear and 1 free return.



Two flow regulators available.



# SERIES 5 DF/DS/DV ECOLINE.

Designed for efficiency.

The 5 DF/DS/DV Ecoline Series is designed for high efficiency and low operating cost. The shortest wheelbase in the category makes this Series really agile in narrow orchards and vineyards. They are now equipped with new FARMotion 35 engines which in this power rating do not require the refill with AdBlue. The 5DF Ecoline is available in both cab and platform version, while the 5DS Ecoline offers a maximum lifting capacity of 2,600 Kg and two versions of cabin:

28" high and 20" low (with lower mudguards and different ground clearance). As for the "narrow" version, minimum overall rear width of 116 cm (depending on tyres), the 5DV Ecoline is capable of working in the most tightly packed rows. The new DEUTZ-FAHR front axle concept is unique for specialist tractors, making it a real highlight. Independent wheel suspension with a double wishbone design allows each front wheel to move vertically to a different extent.

## Features

- FARMotion 35 engine, Stage V, without the need of AdBlue refill
- 5-speed transmission with 3-speed Powershift and 3 ranges, 45 FWD + 45 REV in total
- Mechanical or Powershuttle transmission
- 3-speed rear PTO and front PTO available
- 54 or 64 l/min hydraulic pump
- Independent front axle suspension available
- Front axle with front brakes
- Available also in platform version with foldable ROPS

Technical data		SERIES 5 DF/DS/DV ECOLINE		
		5080 DF ECOLINE	5080 DS ECOLINE	5080 DV ECOLINE
Engine		FARMotion 35		
Emission level		Stage V		
Cylinders/Displacement	n°/cc	3/2887		
Max. power (ECE R120)	kW/Hp	55.8/76		
Power at rated engine speed (ECE R120)	kW/Hp	55.2/75		
Rear linkage lifting capacity (max.)	Kg	2800	2600	
Wheelbase	mm	2011	2050	
Overall rear width (min.-max.)	mm	1441-1620	1269-1463	1166-1317
Total unladen weight	Kg	2730	2650	2610
Total unladen weight with cab	Kg	2995	2850	2830





↑ Comfortable driving position with low centre tunnel.



↑ Engine speed memory, save and recall an engine speed only by pressing a button.

# SERIES 5DF KEYLINE.

Simple and efficient.

The 5DF Keyline combines simplicity and strength, in a compact, multi-function line from 65 to 75 Hp. Fully synchronised transmissions offer greater working comfort and shorter operating times, guaranteeing new levels of productivity in this market segment. The 5DF Keyline is perfect for specialist crops and day-to-day jobs. The FARMotion 35 engines are designed specifically for agricultural tasks, i.e. they are

high-performing, reliable, compact and with minimal maintenance requirements. Like the entire DEUTZ-FAHR range the 5DF Keyline features latest-generation technology, ergonomic controls and a streamlined design. All models are available with platform and 2 post safety frame foldable.

## Features

- FARMotion 35 engines, Stage V, turbo intercooler, DOC and DPf
- Fully mechanical transmission in 4 configurations: 8+8, 10+10, 15+15 or 30+15 (40 kph maximum speed)
- 4-wheel braking with multiple wet discs
- 3 PTO configurations (540 or 540 / 540ECO) and ground speed PTO
- Maximum lifting capacity: 3050 Kg

Technical data		SERIES 5DF KEYLINE	
		5070 DF KEYLINE	5080 DF KEYLINE
Engine		FARMotion 35	
Emission level		Stage V	
Cylinders/Displacement	n°/cc	3 / 2887	
Max. power (ECE R120)	kW/Hp	48.9 / 66	58.8 / 76
Power at rated speed (ECE R120)	kW/Hp	48 / 65	55.2 / 75
Rear linkage lifting capacity (max.)	Kg	3050	
Wheelbase	mm	1996	
Overall rear width (min.-max.)	mm	1340-1640	
Total unladen weight	Kg	2325	



↑ Highest comfort also with platform.



↑ Ergonomic arrangement of the gear levers.



## SERIES 3.

### Ultra-compact multi-purpose machines.

Its versatility makes the new Series 3 a real all-rounder. Be it in combination with mounted or towed implements – no task is too demanding for the new Series 3. This compact DEUTZ-FAHR tractor is anything but small when it comes to reliably carrying out a wide range of tasks for companies in gardening and landscaping and for local authorities. There is always something to do for this tractor, whether it is the maintenance of public and private lawns or

year-round use in city and municipal administrations. Applications in greenhouses, tree nurseries or transport work are just some of the areas in which the tractor has proven itself. Compared to specialised tractors with similar power, Series 3 tractors are lighter. This means less soil compaction and less turf damage. They have an exceptionally low power-to-weight ratio thanks to their light weight and powerful engines.

#### Features

- Two power ratings from 50 to 60 Hp and 2 different platforms
- Perkins Stage V engine
- Great weight-to-horsepower ratio
- Powerful hydraulics
- Multispeed rear PTO
- Compact dimensions and low maintenance DPF

Technical data		SERIES 3		
		3050 NARROW	3050	3060
Engine		Perkins		
Emission level		Stage V		
Cylinders/Displacement	n°/cc	4 / 2216		
Max. power (ECE R120)	kW/Hp	38 / 51		43.5 / 59
Power at rated speed (ECE R120)	kW/Hp	38 / 51		43.5 / 59
Rear linkage lifting capacity (max.)	Kg	1320		
Wheelbase	mm	1800		
Width (min.-max.)	mm	1375-1610		
Total unladen weight	Kg	1450	1550	1600
Total unladen weight with cab	Kg	-	1800	1850





↑ PowerShuttle with Stop&Go system.



↑ Transmission, rear lift and spool valves controls.

# SERIES 5G TB. (As long as stock lasts - Stage III B)

A sturdy tractor for heavy work.

The 5G TB Series Stage III B with new appealing features consists of two models in two variants, offering unique characteristics unmatched by any other product in their segment. The range has also been completely restyled. The most noticeable feature is the one-piece tiltable bonnet – an attractive modern styling to enhance both design and functionality. The 5G TB Series are equipped with FARMotion

4 cylinder engines, designed specifically for use in agriculture, i.e. performing, reliable, compact and with minimal maintenance requirements. The transmissions are available as mechanical or Hi-Lo versions and equippable with mechanical shuttle (LS) or hydraulic PowerShuttle (GS). All 5G TB Series models are fitted with 4-wheel braking with multiple wet discs.

## Features

- FARMotion 4-cylinder Stage III B engine
- 5-speed transmission with Hi-Lo: up to 40 speeds in each direction. Maximum speed of 40 kph ECO
- PowerShuttle with Stop&Go function
- 4-wheel braking with multiple wet discs
- 4-speed PTO (540 / 540ECO / 1000 / 1000ECO), ground speed PTO optionally available
- 55 l / min hydraulic system, lifting capacity of up to 4525 Kg
- Admissible load: 6200 Kg

Technical data		SERIES 5G TB	
		5105 G TB	5115 G TB
Engine		FARMotion	
Emission level		Stage III B	
Cylinders/Displacement	n°/cc	4 / 3849	
Max. power (ECE R 120)	kW/Hp	75 / 102	83 / 113
Power at rated speed (ECE R120)	kW/Hp	71.5 / 97	79 / 107
Rear linkage lifting capacity (max.)	Kg	4525	
Wheelbase	mm	2400	
Total unladen weight (min.-max.)	Kg	3300-3600	

# CRAWLER

---



SERIES 5KF



# S.

52

SERIES 5K/KF/KM

(As long as stock lasts - Stage III B)



↑ FARMotion stage III B engine, 4 cylinder, 113 Hp.



↑ Six rollers for maximum pulling power and first-rate stability.



## SERIES 5K. (As long as stock lasts - Stage III B)

For the most demanding jobs on hilly terrain.

Sturdy and designed to withstand heavy loads, 5115 K is ideal for the most demanding open-field jobs, where high performance, outstanding comfort and structural strength really come into their own. It is designed to give maximum performance in difficult

conditions on hilly and sloping terrain. The wheel base of 1850 mm and innovative undercarriage with 6 heavy duty track rollers ensure greater stability and increased drawbar pulling power.

### Features

- FARMotion Stage IIIB, 4-cylinder turbo-intercooled Common Rail engines
- 16 FWD + 16 REV gears with overdrive or 12 FWD + 12 REV with creeper and synchronised shuttle
- Oil-immersed band steering brakes with hydraulic servo control
- PTO with oil-immersed multiplate clutch and 2 speeds (540/540ECO or 540/1000)
- Open-centre hydraulic system available with 50l/min pump and up to 10-auxiliary valve couplings with flow control. Dedicated 25 l/min steering pump
- Operator position on flat platform mounted on Silent-Blocks
- Lubricated track chains with 6 rollers per track, providing a generous footprint area

Technical data		SERIES 5K
		5115 K
Engine		FARMotion
Emission level		Stage III B
Cylinders/Displacement	n°/cc	4/3849
Max. power (ECE R120)	kW/Hp	83/113
Rear linkage lifting capacity (max.)	Kg	2800
Wheelbase	mm	1850
Width	mm	1800
Footprint	cm²	16650
Total unladen weight	Kg	5260





↑ The multifunctional character of the 5KF and 5KM Series are backed up by its exceptionally robust chassis.

# SERIES 5KF/KM. (As long as stock lasts - Stage III B)

Full pulling power for inter-row cultivation or mountain.

The 5KF Series are designed for specialist inter-row cultivation, with its compact structure, and narrow track chains, which keep the overall width of the machine under 1460mm; but it is also designed for general purposes, because it is built for strength and can be

equipped with wider tracks when needed. The 5KM Series, thanks to a low centre of gravity and a width of 1800 mm is a perfect tractor for the mountain territory.

## Features

- FARMotion Stage IIIB, 3 or 4-cylinder turbo-intercooled engines with electronic engine management system
- 16 FWD + 16 REV transmission with overdrive or 12 FWD + 12 REV with creeper and synchronised shuttle
- Oil-immersed band steering brakes with hydraulic servo control
- 2-speed PTO with oil-immersed multiplate clutch (540 / 540ECO)
- Open-centre hydraulic system available with 50 l / min pump and up to 12-auxiliary valve couplings with flow control. Dedicated 25 l / min steering pump
- Comfortable operator position on platform mounted on Silent-Blocks
- ComfortTrack (optional): smooth driving with rubber tracks.

Technical data		SERIES 5KF		SERIES 5KM	
		5090 KF	5100 KF	5105 KM	5115 KM
Engine		FARMotion			
Emission level		Stage III B			
Cylinders/Displacement	n°/cc	3 / 2887		4 / 3849	
Max. power (ECE R120)	kW/Hp	65 / 88	71 / 97	75 / 102	83 / 113
Rear linkage lifting capacity (max.)	Kg	2800			
Wheelbase	mm	1650		1850	
Width (min.-max.)	mm	1360-1750	1460-1800	1800	1800
Footprint (min.-max.)	cm²	10230-13200	11880-14850	16650	16650
Total unladen weight	Kg	4260	4310	5080	5080

# FRONT LOADERS.

Scooping, gripping or loading – our DEUTZ-FAHR front loaders offer the perfect solution for any task. Whether on the farm, in the yard, the forest or the garden.

---









# FRONT LOADERS.

A wide range of loaders and attachments.

DEUTZ-FAHR's front loaders are designed specifically for the 50 to >300hp range of tractors. As well as a solid, robust structure, they offer a wide selection of attachments for carrying out a full range of agricultural handling and storage tasks to perfection. With DEUTZ-FAHR front loaders the strain on the tractor is significantly reduced. Thanks to technical know-how the implement is in an ideal position to have less impact on the front axle. The loader is designed for maximum implement loading capacity and no trickle losses, with a maximum tilting angle, on the ground between 41° and 45°,

raised up to 63°. Thanks to the Z-kinematics the driver profits from the best view and maximum performance. Moreover, he can drive smoothly even on bumpy terrain with the "Comfort-Drive" damping system that reduces the shocks on loader and implement. Mounting, dismounting and maintenance works are quick and easy jobs, as well as using the loader with all kinds of implements. With the unique "Return-to-Level" feature the implement returns to a predefined optimum position just at the touch of a button.

## Features

- Rugged and durable: Profiline Front Loaders made of fine grain steel.
- Mechanical level control system, Return-to-Level optional
- Maximum loading height up to 4.81 m
- The loader and its supports do not impede access to maintenance points
- Rapid "HydroFix" attachment system optionally available for rapid and straightforward attachment of the front loader and related connections
- High lifting force over the entire lifting cycle
- Simple and high-precision control by means of joysticks or controls on a single lever
- The ComfortDrive function protects the operator and attachments from extreme vibrations





# FRONT LOADERS PROFILINE NEXT GENERATION.

Technical data				SIZE 1			SIZE 1				
Mech. parallel linkage				FZ 36-20	FZ 36-24	-	FZ 39-23	FZ 39-27	-	FZ 39-31	-
Without parallel linkage				-	-	FS 36-24	-	-	FS 39-27	-	FS 39-31
Suitable for tractors with kW/hp			kW	30-51	35-65		50-75	50-80			
			hp	40-70	50-90		70-100	70-110			
Lifting force in the implement's pivot point	below	Q1	daN	2.020	2.370		2.300	2.670		3.070	
	above	Q2	daN	1.490	1.750		1.550	1.880		2.060	
Maximum lift height in the implement's pivot point		H	mm	3.550			3.850				

Technical data				SIZE 3				SIZE 4		
Mech. parallel linkage				FZ 41-25	FZ 41-29	FZ 41-33		FZ 43-27	FZ 43-34	
Without parallel linkage							FS 41-33			FS 43-34
Suitable for tractors with kW/hp			kW	50-80	65-90	65-105		90-130		
			hp	70-110	90-120	90-140		120-180		
Lifting force in the implement's pivot point	below	Q1	daN	2.510	2.880	3.280		2.660	3.420	
	above	Q2	daN	1.680	1.930	2.200		1.890	2.430	
Maximum lift height in the implement's pivot point		H	mm	4.100				4.320		

Technical data				SIZE 5		SIZE 6	
Mech. parallel linkage				FZ 46-26		FZ 46-33	
Without parallel linkage				-		-	
Suitable for tractors with kW/hp			kW	110-170		130-200	
			hp	150-230		180-270	
Lifting force in the implement's pivot point	below	Q1	daN	2.580		3.320	4.150
	above	Q2	daN	2.020		2.590	2.790
Maximum lift height in the implement's pivot point		H	mm	4.550		4.800	

The values given are averages. Depending on the type of tractor, these values may deviate up or down. Calculated at 195 bar hydraulic pressure.

## FRONT LOADERS SOLID.

Technical data				30-16		35-18		38-20		40-22	
Mech. parallel linkage				P	H	P	H	P	H	P	H
Suitable for tractors with kW/hp			kW	35-50		40-60		50-80		60-100	
			hp	45-65		55-80		65-100		80-135	
Lifting force in the implement's pivot point	below	Q1	daN	1.560		1.810		1.960		2.100	
	above	Q2	daN	1.220		1.270		1.410		1.530	
Maximum lift height in the implement's pivot point		H	mm	3.010		3.460		3.760		4.080	

The values given are averages. Depending on the type of tractor, these values may deviate up or down. Calculated at 195 bar hydraulic pressure!



Depending on the tractor model, front loader joystick with Powershift buttons. Stop&Go, SDD rapid steering system and all controls for front loader operation are fully integrated and easy to reach.



The Light Kit or Ready Kit for front loading? The choice is yours.







## CITYLINE.

All-round tractor for your individual working profile and your individual comfort requirements.

---

# CITYLINE.

DEUTZ-FAHR municipal tractors designed for perfect functionality, all year round.

Road and site maintenance, winter service, transport and front loader work, municipal construction, forestry work – the range of tasks and requirements in the municipal sector are as varied and challenging as municipalities themselves. At the same time, all tasks need to be carried out professionally and highly productively. Economic efficiency throughout the year is the decisive factor. This is the perfect situation for DEUTZ-FAHR's municipal tractors, because every one of them is extremely versatile, flexible and can be used all year round. Depending on the range of tasks, DEUTZ-FAHR municipal tractors fulfil the most diverse requirements in terms of efficiency and productivity. This is because DEUTZ-FAHR combines decades of experience in the municipal sector with continuous technological innovation. Making it

easy for you to stay ahead of your workload. DEUTZ-FAHR offers you a comprehensive range of communal tractors. There are numerous models delivering between 90 and 250 hp, with 3, 4 or 6 cylinders. Technical equipment extends from eco to high-tech and there is enormous scope for configuration and plentiful equipment options. The attachment areas of the seven different highly professional series are designed to accommodate a wide variety of machines and equipment combinations. This allows each individual tractor to be perfectly adapted and equipped for your individual needs. Municipal equipment with orange body colour is available for the ranges: 5 DF/DS/DV TTV, 5, 6C, and 6 TTV Series.



Grass and tree cutting, street cleaning, snow clearing – your daily municipal work includes many tasks.





Series 5D TTV.



Series 6C TTV.



Series 5DF/DS/DV TTV.



Series 6.



With the Ready Kit, the interfaces for the front loader are already fitted on the tractor.



Sauter municipal mounting (category 3/5). For fast and robust mounting of special equipment.



The pneumatic trailer brake system decelerates trailers in all weight categories reliable and safely.



Support frame from Sauter with adjustable communal pallet (category 3/5) and axle support for heavy attachment loads and outrigger.

# COMBINE HARVESTERS.

The origins of DEUTZ-FAHR combine harvester production extend far back into the last century. Thanks to our experience and spirit of innovation, we are still manufacturing reliable, highly efficient combine harvesters that are easy to use and set up.

---







# SERIES C9000.

Maximum performance, minimum fuel consumption.

The C9000 Series upholds the DEUTZ-FAHR tradition of power and reliability, while also incorporating that blend of cab comfort and unmistakable styling which is the hallmark of the brand. There are two models in 6 straw walkers: C9306 TS and C9306 TSB all with ideal characteristics for maximum productivity and versatility over large areas. The updated Commander Cab VI assures maximum comfort and maximum control of the combine thanks to the multifunctional armrest and touch screen monitor. The bodywork is elegant but at the

same time practical and accessible, thanks to the large gull-wing side panels. Mercedes Benz OM936 Stage V 7.7 litre engine with maximum power of 280 kW (381 Hp). Not only the design of this combine wins hearts but also its well known versatility and efficiency with all crop types and in all conditions thanks to the multi-segments concave, easily customisable, the fine adjustments of the concave and the Turbo-separator positions and the Balance models which allow to compensate gradients up to 20 % lateral and 6 % longitudinal.

## Features

- Mercedes Benz Stage V OM936 7.7-litre, 6-cylinder, turbo-intercooled common rail engine, double PTO, 750-litre fuel tank and 76-litre AdBlue® tank
- Load sensing hydraulic system with variable displacement pump
- Heavy-duty adjustable rear axle, 4WD rear axle available with anti-skid system
- 10500-litre grain tank, discharge rate 120 l/sec
- Header up to 9 metres with Schumacher Easy Cut II cutting system and Auto Control
- Extra Feeding system: feeder channel with internal finger roller and electrohydraulically controlled cutting angle management
- Maxi Crop threshing system: double concave, multi-segment concave, synchro beater and adjustable turbo-separator
- Twin-step ventilated sieve system and electrically adjustable sieves
- DGR (Double Grain Return) directly on the preparation pan
- Commander Cab VI: commander stick and multifunction armrest, iMonitor, rear view mirrors and work lights optimised for maximum visibility, thermo-fridge as standard, fully adjustable steering column and seat
- SDF Guidance with different levels of accuracy from 30 cm track-to-track to 2,5 cm



↑ With the ergonomic armrest integrating the COMMANDER STICK and the iMonitor you can perform all combine harvester adjustments in a simple and effortless manner.



↑ Best material flow thanks to the open straw-hood.





Technical data		SERIES C9000	
		C9306 TS	C9306 TSB
Engine		Mercedes Benz	
Emission level		Stage V	
Max. power	kW/Hp	280/381	
Cutting width	m	5.40/6.30/7.20/9.00	
Total separation area	m <sup>2</sup>	8.90	
Total cleaning area	m <sup>2</sup>	6.32	
Threshing drum diameter / width	mm	600/1521	
Turbo Separator		●	
Fuel tank	l	750	
AdBlue® tank	l	76	
Grain tank	l	10500	

● available

# SERIES C7000.

## Superior performance and reliability.

Elegant design with a mild restyling. The C7000 Series is based on the unmistakable DEUTZ-FAHR style, which expresses the technological superiority of the brand. This is your guarantee of top-quality threshing and top-quality grain and straw. Adverse conditions, weeds, high humidity and laid crops: none of these compromise the performance of the C7000, which guarantees high productivity and top-quality threshing. The C7000 Series is equipped with Mercedes Benz Stage V OM936 7.7 litre engines that deliver high performance in the field – rated power ranges from 230 kW (313 Hp) to 260kW (353 Hp) according to model – and the state of the art in terms of emissions, thanks to the EGR valve and the SCR technology with AdBlue®. The

Schumacher cutting system, composite reel tines and high cutting frequency give the header high performance and maximum reliability. Proven, exclusive DEUTZ-FAHR components, such as the pull-out preparation pan with double step, turbine fan, large sieves and Double Grain Return (DGR) on both sides of the machine, ensure that the grain is kept clean and undamaged. All these factors make the C7000 combine harvesters suitable for any operating conditions. The Commander Cab V also ensures high levels of driving comfort. With its innovative materials, high visibility, work light positioning with LED lighting and xenon work lights (optional), it provides outstanding comfort and a premium-feel operator environment.

### Features

- Mercedes Benz Stage V OM936 7.7-litre, 6-cylinder, turbo-intercooled common rail engine, double power take-off, 750-litre fuel tank and 76-litre AdBlue® tank
- Load sensing hydraulic system with variable displacement pump
- Reinforced standard fixed rear axle. Heavy-duty adjustable rear axle and 4WD rear axle with anti-skid system available as an option
- 9500-litre grain tank for versions with 6 straw walkers and 8500-litre grain tank for versions with 5 straw walkers; discharge rate 90 l/sec
- Header up to 9 metres with Schumacher Easy Cut II cutting system and Auto Control
- Maxi Crop threshing system: double concave, multi-segment concave, synchro beater and adjustable turbo-separator
- DGR (Double Grain Return) directly on the preparation pan
- Commander Cab V: ergonomically designed commander stick, CCM system, rear view mirrors, elegant interior styling, first-class ergonomics with adjustable seat and steering wheel, optional thermo-fridge, excellent in-field and on-road visibility
- Modern bodywork styling
- Side panels in sheet steel with gull-wing opening for rapid access to all parts of the combine harvester
- SDF Guidance with different levels of accuracy from 30 cm track-to-track to 2,5 cm



↑ Easy access to all controls, multifunctional COMMANDER Stick and 7" touch screen display always visible in all conditions.



↑ Thanks to the large width of the feeder channel, the threshing system is not limited when working with large quantities of crop.





Technical data		SERIES C7000	
		C7205 TS/TSB	C7206 TS/TSB
Engine		Mercedes Benz OM936	
Emission level		Stage V	
Power @rated engine speed	kW/Hp	230/313	260/353
Cutting width	m	4.20/4.80/5.40/6.30/7.20	4.20/4.80/5.40/6.30/7.20/9.00
Total separation area	m <sup>2</sup>	7.36	8.80
Total cleaning area	m <sup>2</sup>	5.28	6.32
Threshing drum diameter / width	mm	600/1270	600/1520
Turbo Separator		●	
Fuel tank	l	750	
AdBlue® tank	l	76	
Grain tank	l	8500	9500

● available

# EXTRA BALANCE.

## Exclusive balance system.

Thanks to the BALANCE system, consistent threshing quality and yield, both on the flat as well as on slopes and hilly terrain, are ensured. The inclination of the combine harvester is detected by potentiometers and the data is processed by an electronic control unit that immediately sends control impulses to the hydraulic system. The DEUTZ-FAHR EXTRA BALANCE system allows the combines to always work in a horizontal position, offsetting gradients of up to 28 % and downhill gradients of up to 5 %. The uniform weight distribution on the traction wheels provides the combine harvester with optimal power to the ground in all types of working conditions. The BALANCE function is activated by simply pressing a button in the cab, with the possibility of manually adjusting the machines position. The same principle applies for the rear levelling system. The pivot point of the rear axle is placed 2 m toward the cabin. This layout of the rear axle

along with 2 powerful hydraulic cylinders, lifts the rear part of the combine, keeping the combine in a horizontal position. The rear axle allows enough gradient of lateral tilt to follow the ground surface. The BALANCE front axle acts independently on each wheel to compensate for lateral gradients. Thanks to the combination of this system with the AUTOCONTROL; the combine harvester can compensate for lateral gradients up to 22 %. The automatic inclination of the cutting angle, a DEUTZ-FAHR exclusive system, ensures constant feeding as the gradient changes and, with a constant cutting angle, avoids any potentially damaging ground contact. The threshing system, the straw walkers and the cleaning system move the crop evenly, ensuring high productivity. The large grain tank, with max. capacity of 7500 litres, is completely filled even in the most difficult operating conditions.

### Features

- Mercedes Benz Stage V OM936 7.7-litre, 6-cylinder, turbo-intercooled common rail engine, double power take-off, 750-litre fuel tank and 76-litre AdBlue® tank
- Load sensing hydraulic system with variable displacement pump
- Heavy-duty adjustable rear axle and 4WD rear axle with anti-skid system
- 7500-litre grain tank for all versions discharge rate 90 l / sec
- Header up to 9 metres with Schumacher Easy Cut II cutting system and Auto Control
- Maxi Crop threshing system: double concave, multi-segment concave, synchro beater and adjustable turbo-separator
- DGR (Double Grain Return) directly on the preparation pan
- Commander Cab V: commander stick, CCM system, rear view mirrors, elegant interior styling, first-class ergonomics with adjustable seat and steering wheel, optional thermo-fridge, excellent in-field and on-road visibility
- Modern bodywork styling
- Side panels in sheet steel with gull-wing opening for rapid access to all parts of the combine harvester



↑ Independent control between front BALANCE and rear levelling system, both with automatic or manual function.



↑ The 25 t capacity axles allow the machine to work in the most extreme conditions, ensuring utmost reliability and, above all, driver safety.





Technical data		EXTRA BALANCE
		C9206 TSXB
Engine		Mercedes Benz OM936
Emission level		Stage V
Max. power	kW/Hp	280 / 381
Cutting width	m	4.20 / 4.80 / 5.40 / 6.30 / 7.20 / 9.00
Total separation area	m <sup>2</sup>	8.80
Total cleaning area	m <sup>2</sup>	6.32
Threshing drum diameter / width	mm	600 / 1520
Turbo Separator		●
Fuel tank	l	750
AdBlue® tank	l	76
Grain tank	l	7500

● available

# SERIES C6000.

Your harvest, your technology, your success.

The DEUTZ-FAHR range reaches an evolutionary turning point in its history of serving farmers. The C6205 is the result of hundreds of years of experience and constant further development. A gem in the category of the 5 straw walkers which embodies the technology and winning philosophy of the DEUTZ-FAHR systems that users already enjoy with the C7000 and C9000 lines. Experience on the field and contact with loyal DEUTZ-FAHR customers has created the foundation on which to develop the C6205 dedicated to medium-sized farms that want to become independent by amplifying their machine yard with a reliable combine harvester that is compact, yet that ups productivity, optimally facing any type of harvest. C6000 models with 7000-litre grain tank and headers of up to 6.30m stand out for their light weight, compact size and ease of use. The C6205 and C6205 TS are both powered by the Deutz TCD L6 Stage V 6.1-litre engines, cooled with liquid, distinguish themselves for

their high power and constant performance. With Common Rail injection, 24 valves and an electronic governor system, these engines deliver exactly the right amount of power for the occasion and can respond to load peaks without losing productivity. The DOC Diesel Oxidation Catalysts combined with the DPF (Diesel Particulate Filter) and followed by the SCR (Selective Catalytic Reduction) manage to considerably decrease the nitrogen oxide emissions (NOx) which are among the main pollutants that come from combustion, without penalising the performance of the engines installed on the DEUTZ-FAHR combine harvesters. The turbo-separator version: the C6205 TS offers especially high threshing speed and quality in difficult harvests and with high productivity. The Commander Cab II with high standard levels of comfort integrates the commander stick for maximum ergonomics and control of the combine in every situation.

## Features

- Deutz TDC 6.1 Stage V common rail engine with 6 cylinders, turbo intercooler, 450-litre fuel tank and 53 litre AdBlue® tank
- Hydrostatic pump flange-mounted directly to the engine
- 7000-litre grain tank
- Schumacher Easy Cut II cutting system and Auto Control
- Multi-segment concave and adjustable 5-position turbo-separator
- Turbine ventilation for constant, uniform airflow
- Twin-step ventilated sieve system with adjustable sieve
- Commander Cab EVO II



Modern cab with comfortable console and adjustable, three-position steering column.



7000-litre grain tank to minimize unloading stops.





Technical data		SERIES C6000	
		C6205	C6205 TS
Engine		Deutz TDC L6	
Emission level		Stage V	
Max. power	kW/Hp	184 / 250	
Cutting width	m	4.20 / 6.30	
Total separation area	m <sup>2</sup>	6.23 / 6.36	
Total cleaning area	m <sup>2</sup>	4.25	
Threshing drum diameter / width	mm	600 / 1270	
Turbo Separator		●	
Fuel tank	l	450	
AdBlue® tank	l	53	
Grain tank	l	7000	

● available



# HEADERS.

## The finest cut.

A wide range of grain cutting header for the most common uses but with unique features. Standard grain headers up to 9m, with one piece construction which means optimal weight distribution, long life and reliable performance on any terrain and harvesting conditions. The large diameter feeder auger has deep flights. This, together with the auger fingers distributed in a spiral fashion along the entire auger, ensures continuous feeding and productive crop transfer. Large reel

with proportional speed, adjusting automatically according to the combine ground speed. This solution keeps a constant flow and therefore better threshing. More crop types, more opportunities, more equipment requirements. The DEUTZ-FAHR header range can meet the different requirements of contractors as well as farmers all around the world and through the whole harvesting season.



↑ For rape harvesting there is a specifically designed kit which can be applied to the standard DEUTZ-FAHR headers up to 7.2 m.



↑ For sunflower harvesting a kit is designed to be applied to DEUTZ-FAHR standard headers up to 7.20 m wide.



↑ Robust skid plates integrate the ground sensors to control the position of the cutting header also on irregular terrains.



↑ Standard crop lifter easy-to-mount and special guide rollers (optional) reduce vibration and wear even further.



↑ Large diameter of the intake auger with adjustable fingers in spiral all along the entire cutting width.



↑ Epicyclic gearing with 1,220 cuts/min for a high cutting frequency.







# SDF SMART FARMING SOLUTIONS.







As well as a vast range of tractors, DEUTZ-FAHR also offers state-of-the-art digital solutions facilitating the work of farmers and contractors, and making it more productive.

---



# SDF SMART FARMING SOLUTIONS.

DEUTZ-FAHR tractors offer class-beating technology, letting you get on with your work with even more intelligent solutions.

---



## Highlights

- iMonitor as centralised interface for managing a number of different applications for guidance, data management, ISOBUS and additional optional features like XTEND or Auto- Turn.
- SDF Guidance with plenty of comfortable features and the new SR20 GNSS receiver for superior precision.
- Wide number of ISOBUS functions like automatic Section Control with up to 200 sections or TIM.
- SDF Data Management for reliable data exchange e.g. with agrirouter.
- SDF Fleet Management for total remote control of machine data.

DEUTZ-FAHR tractors offer class-beating technology, letting you get on with your work with even more intelligent solutions. Automated guidance systems maximize operator comfort. They may be equipped as an option with the most advanced and sophisticated auto-guidance and telemetry systems. Centimetre precision avoids wasteful overlapping, saving fuel, reducing component wear and minimizing usage of the tools necessary for production. The connectivity solutions offered by DEUTZ-FAHR make interaction between the office and machinery even simpler.



↑ XTEND function with tablet, control of implements via ISOBUS UT while being outside of the cabin.



↑ SDF Guidance: plenty of features (like Auto-Turn) for highest convenience.



↑ Headland management with Auto-Turn and ComfortTip<sup>pro</sup> relieves the operator in demanding situations.

The new SDF Fleet Management suite puts the user in total control: the application lets the owner keep track of the position of the tractor in real time, wherever it is. SDF Fleet Management can also be used as an effective tool for planning maintenance, by making use of its notification functions, and for acquiring data relative to performance and fuel consumption. With the SDF Fleet Management application, dealers can always assist drivers in case of any upcoming issues that may occur. This reduces downtime and increases operation reliability of customer's machine.



# iMonitor.

An innovative terminal putting the driver in total control of the machine.

---

The iMonitor is the central control element and comes along with updated graphics for a new user experience that is now even more simple and intuitive to use. A choice of 8" or 12" monitor sizes is available; the latter of which is the largest terminal size available on any tractor on the market today. It allows the driver to manage all the most important functions of the machine, such as tractor settings, guidance, ISOBUS implement control and data management. You can split the screen into different fields to display dedicated functions, while an effective anti-glare coating ensures that all the information are clearly visible. State of the art touch screen operation and the optional external MMI control makes it even more comfortable.

Intuitive and immediate usability are crucial given the large number of functions controllable from the terminal: and everything is accessible from a single controller interface situated ergonomically on the armrest. Support functions such as quick guides and icon tooltips, combined with a clear menu structure ensure simple, intuitive usage. And if the operator still has any doubts on the functions of the interface, these can be resolved quickly by using the remote support function. iMonitor is a highly practical interface connecting the driver, tractor, implement and office. Besides a huge number of features available already as standard, it is even possible to unlock further functions and by this increase also level of usability – such as the XTEND function which allows screens to be extended onto external tablets.



Modern auto-guidance systems not only improve productivity by reducing driver stress, they also offer significant time savings by ensuring greater precision during work in the field. The SDF Guidance application allow to work comfortable and always at highest precision.

### SR20

SR20 is a new GNSS auto-steering receiver designed for highest accuracy and performances in field. It is capable for the reception of all important satellite systems (GPS, GLONASS, GALILEO, QZSS and Beidou) to achieve reliable satellite tracking for consistent accuracy during all conditions. As the hardware contains as standard a 3-axis gyroscope for detecting smallest movements, its accuracy level can easily be upgraded e.g. from DGPS corrections like Egnos to RTK.

## ISOBUS.

Electronics increase the safety, precision and efficiency of agricultural machinery. With ISOBUS, the operator can now control all compatible implements from a single monitor (UT). The iMonitor can be used as a central controller for all ISOBUS applications and for managing a wide variety of operations. Many functions are available without activating a license: such as assigning AUX (AUX-N) functions, automatic switching of up to 200 sections (TC-SC) and processing application maps (TC-GEO).

## TIM (TRACTOR IMPLEMENT MANAGEMENT).

As first tractor producer on the market DEUTZ-FAHR has received the TIM certification. This allows a bi-directional communication between tractor and implement. As a result the implement itself can automatically control a number of tractor functions, allowing it to control ground speed and manage hydraulic distributors, the lift and the PTO. The TIM function is yet another key element for even greater efficiency, less fatigue and improved productivity.



📌 SDF Guidance assists drivers: All day long, in each condition, with reliable high accuracy.



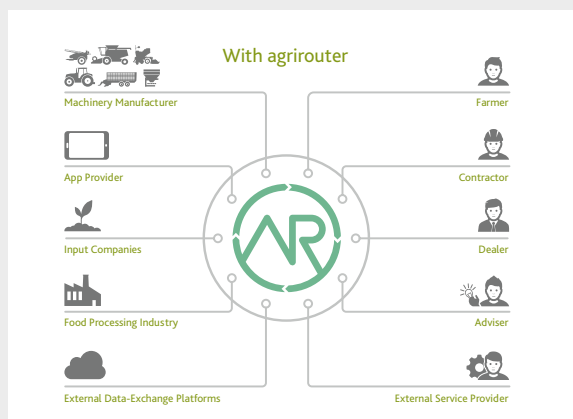
📌 The XTEND function allows the display of SDF Guidance or let you control an ISOBUS implement on an external device, e.g. a tablet.



📌 ISOBUS: you can plug any type of implement and benefit from various ISOBUS features.







↑ The agrirouter allows users to communicate from different areas of application, ensuring reliable data exchange.



↑ Connect your tractor with your dealer for fast and comfortable support.



↑ SDF Fleet Management gives access



## State of the art technology for total connectivity.

Optimise operations. Increase efficiency. Linking machines, to the office and to any other external sources simplifies various work processes. SDF Smart Farming Solutions offer practical solutions for managing key data and staying connected at all times. The user is completely free to make his own choices and decisions at any time, while all data remain the sole property of the user.

### **SDF** Fleet Management

With the new SDF Fleet Management application, SDF offers customisable solutions for the real-time management of key data concerning the operation of the machine. Our clients benefit significantly from being in total control of their machines and from the ability to manage a host of vital data, such as tracking data relative to activities. The SDF Fleet Management suite of applications is the centralised control interface for analysing telemetry data from DEUTZ-FAHR machines. Tractor data are transmitted in real time over a mobile internet connection to the application, which allows users to analyse, monitor and even optimise the use of their machinery. The "map" view shows the location and status of machines or an entire fleet, and can also display historical data. On request, you can set up virtual fences to receive warnings if a machine leaves the area. Error messages may be forwarded to the technical support team of the dealership, and used to predict failure and reduce unnecessary machine down time. Thanks to the Remote Support application, dealers can easily access to the iMonitor after drivers permission to assist for eventual upcoming operational questions or issues.

### **SDF** Data Management

Efficient Data Management is becoming increasingly important to optimise work processes for farm and field management. SDF uses standard file formats like shape or ISO-XML for more reliable data exchange. This allows users to keep track of what is going on at all times with coherent data transferred in a coordinated manner.



Agrirouter is a universal platform permitting reliable and neutral data exchange between a wide variety of different terminals. The platform simplifies data exchange and, therefore, work processes, reducing office workload and improving economic efficiency, freeing up valuable time for other activities. As a neutral data exchange platform, this is a solution to one of the biggest hurdles for digitalisation in agriculture, allowing farmers and contractors to exchange data between machine applications and agricultural software applications from different manufacturers. Each user can create a free personal agrirouter account and configure it individually. The paths to and from which data are transferred are defined by the user only in the settings menu. A list of partners and additional information can be found at [www.my-agrirouter.com](http://www.my-agrirouter.com). The new models are available with all the necessary hardware from factory, existing DEUTZ-FAHR tractors may be retrofitted subsequently with the required components.



# PARTS & SERVICE.

DEUTZ-FAHR original parts: a safe choice.

## ORIGINAL PARTS REPRESENT A RATIONAL CHOICE.

When choosing your tractor and implements, you put your trust in original products. That's why you should use only original parts for those machines. Because only original parts meet DEUTZ-FAHR's stringent standards of quality and guarantee smooth operation, readiness for use and the long-term value of your purchase.

## A QUICK, EFFICIENT PARTS SERVICE.

DEUTZ-FAHR has always prided itself of a quick, efficient parts service, and invests heavily in continuous improvement, with a view to meeting the highest expectations of dealers, farmers and contractors. In fact, we apply the same rules to our parts service as we apply to the development of our tractors: continuous investment in personnel, ICT systems and logistics technologies, in order to make an already excellent service even quicker and more efficient.

## PUNCTUAL DELIVERY WORLDWIDE.

Our worldwide parts distribution centre is centrally and strategically located in Lauingen (Germany). That's why the DEUTZ-FAHR Parts service can deliver the most urgent orders in 24 hours, throughout Europe, from Portugal to Finland to Greece, 365 days a year. The aim

is simple: customers have to be able to find all maintenance parts and other frequently required parts at their specialised dealership. For all other requirements, the Lauingen distribution centre, which stocks over 220,000 parts, delivers within three days, so as to minimise downtimes. Thanks to its excellent relations with international couriers, DEUTZ-FAHR can therefore offer a widely diverse range of products that represent excellent value for money.

## TECHNICAL ASSISTANCE - A QUALITY SERVICE.

The quality of the technical assistance service is guaranteed by the high professional standards of our personnel, who attend periodical training held at the Academies in Treviglio and Lauingen and in other local training centres. Our technical staff is continuously put to the test to give the DEUTZ-FAHR client only the best service possible. DEUTZ-FAHR boasts an extensive, ramified global assistance network, with a total of over 3,000 authorised dealers and service centres. And in addition to technical support manuals and spare parts catalogues, all the technical documentation for every component of every single model is available from a single source or by accessing a dedicated online database.

## DEUTZ-FAHR SERVICE.

Not just close, but also fast.

- High quality requirements
- Original spare parts in premium quality
- Fast and efficient spare parts service
- On-time deliveries – worldwide
- Varied product range
- Excellent price-performance ratio





# PROFESSIONAL FINANCING.

DEUTZ-FAHR your financial partner.

---

## EFFECTIVE FINANCIAL PARTNERS.

DEUTZ-FAHR provides professional finance schemes developed on the basis of market prices for all buyers of tractors, combine harvesters and other products. Our range of financial services includes conventional products such as loans and leasing agreements, but we can also tailor plant hire solutions to your specific needs. All our financial packages also include insurance services. Our skilled personnel have extensive knowledge of the products and markets in question and can therefore work with dealers to formulate individual finance packages that facilitate decision-making about the investment and are properly tailored to the customer's needs. DEUTZ-FAHR has a skilled team of office-based and travelling

personnel, who provide all DEUTZ-FAHR dealers and their customers – whether farmers or contractors – with an expert assistance service.

## PROFESSIONAL ASSISTANCE AND CONSULTING.


Experts visit customers on site to discuss the available finance options and help complete the necessary formalities. Quickly, simply and professionally. Field support personnel organise every phase, right up to approval of the loan. The same efficient service also assists customers on all matters relating to transfer of ownership, changes to loans and leases, changes to finance plans and other contractual issues.





To discover more please contact your dealer or visit [deutz-fahr.com](https://www.deutz-fahr.com).

Follow us on   

DEUTZ-FAHR is a brand of  SDF