

McHale

CENTRE DELIVERY
RAKE RANGE



www.mchale.net

The Professional Choice

Building on their comprehensive range of grass machinery, McHale now introduce their R 62-72 & R 68-78 centre delivery rakes.


McHale rakes have been tested in the world's most difficult conditions, in order to deliver a strong and robust machine, which is efficient and reliable in all terrain. The McHale R 62-72 & R 68-78 rakes are ideal machines for those who want to get the best quality fodder, by delivering an aerated swath. The rakes deliver an ideal swath for maximum baling and harvesting output.



STANDARD SPECIFICATION

- Pivoting Headstock
- Heavy Duty Wide Angle Drive Line
- Incab Width Adjustment
- Rotor Height Adjustment Indicators
- Tine Arm Cam Adjustment
- Steering Axle
- High Speed Running Gear
- 380/55 -17 Tyres
- Transport Height Under 4m
- McHale Heavy Duty Design

FEATURES



A HEIGHT ADJUSTMENT

B TINE ARM CAM ADJUSTMENT

The Perfect Swath



MCHALE R 62-72 & R 68-78

The McHale R 62-72 & R 68-78 can be used to combine multiple mower rows or to row up grass, which is left on the flat. McHale centre delivery rakes are powerful but gentle on the crop, delivering the perfect swath preparation.

The rotors on the McHale centre delivery rakes are suspended centrally and both rotors operate at equal ground pressure across the adjustable working width, to deliver the perfect swath.



STEERING & HEADLAND CLEARANCE

The R 62-72 & R 68-78 are designed to deliver a tight turning movement and high output. The low-maintenance steering system is effective in even the tightest turns.

Once at the field the crop deflector moves automatically into the working position as the rake is being folded down. McHale rakes are specifically designed to deliver a high headland or swath clearance.



Standard Features

MCHALE HEAVY DUTY DESIGN




INCAB WIDTH ADJUSTMENT



LOW MAINTENANCE STEERING SYSTEM



WIDE 380/55 -17 TYRES



1

2

3

4

6

7

8

5



PIVOTING HEADSTOCK



WIDE ANGLE GEARBOX



TINE ARM CAM ADJUSTMENT



REMOVABLE TINE ARMS

Technical Specifications

Specifications	R 62-72 *	R 68-78
3 Metre Swath Gathering	2 Swaths	3 Swaths
Mounting Type	2 Point Linkage	2 Point Linkage
Mounting Category	CAT II	CAT II
Incab Adjustable Working Width (m/ft)	6.2m - 7.2m (20' 4" - 23' 7")	6.8m - 7.8m (22' 4" - 25' 7")
Number of Rotors & Rotor Wheels	2 rotors / 4 wheels per rotor	2 rotors / 6 wheels per rotor
Rotor Diameter (m/ ft)	2.9 m (9' 6")	3.2 m (10' 6")
Number of Arms	11	13
Number of Tines Per Arm	4	4
Tine Diameter (mm)	10mm / 3 Coil	10mm / 3 Coil
PTO Shaft Speed (rpm)	540 RPM	540 RPM
PTO Driveline	Y Gearbox	Y Gearbox
Hydraulic Requirements	1 x Single Acting & 1 x Double Acting	1 x Single Acting & 1 x Double Acting
Main Greasing	Grease Nipples	Grease Nipples
Axle & Wheels	6 stud - 380/55/17	6 stud - 380/55/17
Transport Width	2.84 m (9' 4")	2.84 m (9' 4")
Transport Height	3.75 m (12' 4")	3.99 m (13' 1")
Length	6.05 m (19' 8")	6.05 m (19' 8")

*Maximum raking width will be determined by the operator, based on crop conditions, field conditions and the finished swath width required. The R62-72 rake when adjusted above 6.8 metres is designed to leave a wider row for a harvester.

ROTORS & TINES



The tines on each tine arm guarantee the cleanest sweep, delivering uncontaminated fodder into the aerated swath. The tine arm cam adjustment, allows the operator to adjust when the tines release the crop.

TRANSPORT



For transport, when the rotors are folded up, they move down into a locking position, which delivers a transport height under 4 meters. As a result, tine arms do not need to be removed for transport. The McHale R 62-72 & R 68-78 are equipped as standard with 380/55 -17 wide tyres, which give excellent stability on the road, while minimising compaction in the field. The transport running gear is approved up to 40 km/ h.

INCAB WIDTH ADJUSTMENT



The McHale R 62-72 & R 68-78 twin-rotor centre delivery rakes offer a number of different working widths as illustrated in the table above. The variable working width is adjusted hydraulically from the tractor seat.




3-21-001

M-Hale

Ballinrobe,
Co. Mayo,
Ireland

T. 353 (0) 94 95 20300
F. 353 (0) 94 95 20356
E. sales@mchale.net

WWW.MCHALE.NET



DISCLAIMER: This literature is designed for worldwide circulation. Due to a continuing policy of product improvement, we reserve the right to alter specifications and constructions without notice. As machines are exported to many different countries, general information, pictures and descriptions are provided; these should be taken as approximate and may include optional equipment that is not part of the standard specification. Please consult your local dealer or distributor for further information.